

July 88

THE SAINT LOUIS

TM

ADAM

USER GROUP

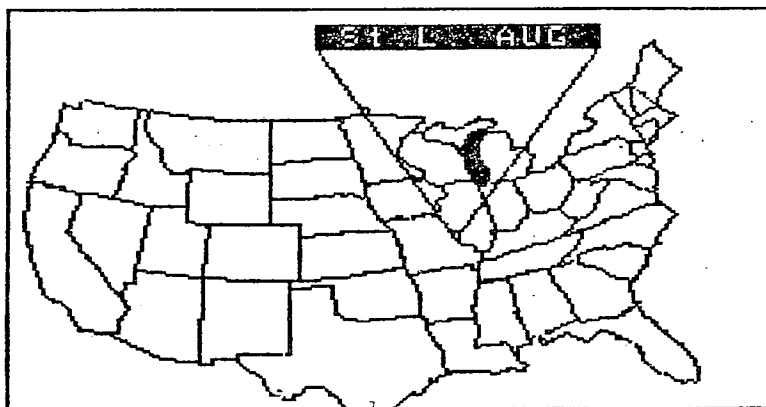
12967 Weatherfield Dr.
St. Louis, Mo. 63146

The St. Louis ADAM User Group Newsletter is produced to keep our members up to date on new software and hardware for the ADAM computer. It is also our desire to pass along ideas, hints, and tips for programming, word processing, telecommunicating, and gaming. Each of our members can help us in this task by sharing your ideas with us.

We meet on the second Saturday of each month at the Thornhill Branch of the County Library. This is located on Fee Fee Road across from Parkway North High School. We meet from 12:30 to 4:00 pm. All of our members are urged to attend. We welcome visitors to come and see if we can help each other.

This newsletter will be distributed at each of our meetings. For those members who have paid their dues, we will mail your newsletter to you if you are unable to attend the meeting. You can help keep our costs down by being at the meeting to pick up your copy. The postal rates have made mailing costs a serious matter.

SEE YOU AT THE MEETING!!



ST.L.AUG NEWSLETTER
JULY 1988

TABLE OF CONTENTS

Cover & Mailing Address	A.
Membership & Officer List	B.
ANNOUNCEMENTS & ADS	1.
P. D. DIRECTORY	2.
NEW P.D. PROGRAMS--Hector Sanchez	3-7.
EDITOR'S NOTES--Mike Keith	8.
EDITOR'S NOTES--Barry Wilson	9.
GAME INSTRUCTIONS	10.
GAME HINTS--ALACAZAR	11.
PRODUCT REVIEWS--Hector Sanchez	13.
REPRINT SECTION	14.
Nibbles & Bits	15.
Nibbles & Bits Review	16.
E & T Software	17.
ADAM Forum	18.
MOAUG	19.
Omaha AUG	20.
ghA AUG	22.
Vendor Report and N & B	23.

NOTE--We have included some graphics where space would allow. These were all done with Power-Paint and the pictures are from various sources.

ADVERTISE IN ST.L.AUG NEWSLETTER

The STLAUG Newsletter is accepting advertising for publication.

We believe advertisements help ADAM owners know what is available and therefore ads are a service. Our rates are very competitive.

Full Page ad is \$ 10.00 per issue
 Half page ad is \$ 6.00 per issue.

Ads must be ready for xeroxing and will be xeroxed as is unless changes are needed for newsletter purposes.

OFFICERS

President: Jim Guenzel
 V.P. : Barry Wilson
 Treasurer: Al Fitzgerald
 Secretary: Don Bueltmann
 BBS Sysop Al Fitzgerald
 Editor: Barry Wilson
 Co-Editor: Michael Keith
 Technical Advisor: Jim Guenzel
 Librarians
 Software : Courtney Wilson
 Software : Steve Murphy
 BBS/Plink: Al Fitzgerald
 Compuserve: Al Fitzgerald
 Newsletters: Jim Duffy

ST. LOUIS AREA USER GROUP

(6/14/88)

B.B.S.	Thur - Sun 9PM-6AM (Adam Default Settings)	773-1551
Kenneth ACKERMANN	5770 Hunts Port	St.Louis 63129 846-2785
MICHAEL G. ADAMS	316 W. Laurel	Independence KS 67301
Dennis BROWN	1323 Blue Ridge Dr.	St.Charles 63303 928-5310
Neal BROWN	1323 Blue Ridge Dr.	St.Charles 63303 928-5310
DON BUELTMANN	455 Skylark Dr.	St.Louis 63031 837-0060
Steve Coneal	6800 Knoll	St.Louis 63134 522-6475
ERIC DANZ	17 Capstan Rd.	West Milford NJ 07480
GREG DAVENPORT	4024 McDonald	St.Louis 63116 855-2761
Matt Donze	2944 Point Dr.	St.Louis 63129 846-9827
JIM DUFFY	# 4 Inverness Ct.	St.Peters 63376 279-1677
DAN ELLIOTT	3769 High Drive	St.Louis 63074 739-1712
James Etter	670 Green Isles Dr.	Fenton 63026
Don Etter	7715 Tallwood Ct.	St.Louis 63129
AL FITZGERALD	3310 S. brand Blvd.	St.Louis 63118 77-
JOHN FORTI	2730 N. Waterford Dr.	St.Louis 63033 831-0000
Paul Brothaus	12535 Westport Dr.	St.Louis 63146 434-1637
JIM GUENZEL	12221 Spring Shadow Ct.	St.Louis 63043 878-2371
KARL HILL	8641 Del Vista	St.Louis 63126 842-6176
Bud Howe	1536 Walpole Dr.	St.Louis 63017 592-0506
Chuck Johnson	8941 Kathryn	St.Louis 63134
KEITH JEFFERSON	2224 Collett	St.Louis 63136 869-8902
GEORGE JENKINS	5743 Nieland	St.Louis 63128 894-1352
Kelly Johnson	5260 Gilmore	St.Louis 63120
MICHAEL KEITH	PDBX 368	Fredericktown 63645 1-783-2267
Alfred Khalil	1306 Parkview Valley Dr.	St.Louis 63011 391-7578
Mark Kilo	3502 Bonsai Ct.	St.Louis 63129 894-3004
JOHNNIE LANCASTER	408 Church St.	(E.Alton ILL) 60204 618-258-0415
PATRICK LANCASTER	408 Church St.	(E.Alton ILL) 60204 618-258-0415
Art Nason	50 Crescent Hill Dr.	St.Peters 63376
Chris Mennel	6519 Towne Woods Dr.	St.Louis 63129 846-6588
Beverly Miller	6233 N. Lakeshore Dr.	St.Louis 63050
STEVE MURPHY	226 Golden Valley	St.Louis 63129 894-4530
DEREK MYERS	9036 Trefore	St.Louis 63134 427-2330
PAUL Peachee	8015 Aline	St.Louis 63134 521-9120
Mark Rayner	8357 Fairbanks	St.Louis 63134
Mark Roeder	8862 Elm Point Lane	St.Louis 63129
HECTOR SANCHEZ	3606 Swiss	Corpus Christi TX 78415
RON SMITH	23Kindsor Rd. Padstov NSW	Australia 2211
Brad Stockmann	3724 Utah Pl.	St.Louis 63116 773-2746
Robert Snyder	3960 Flagstone Ct.	St.Louis 63033 838-4390
John Vogel	8416 Natural Bridge Rd.	St.Louis 63121 381-2371
Bob Wagner	3166 O'Hare	St.Louis 63074 429-5663
Peter Wan	7315 A Commonwealth	St.Louis 63143
BOB WARREN	106 Point View Dr.	Bonne Terre Mo. 63628
The Gate RBBS	314-358-2711	9PM - 9 AM Daily
JOHN F. WEBB JR.	PDBX 37542	Honolulu Hawaii 96837 (808)531-0091
JOYCE WHITEHEAD	6532 Franks Rd.	House Sprgs.63051 677-3736
BARRY WILSON	12967 Weatherfield Dr.	St.Louis 63146 878-3502
COURTNEY WILSON	12967 Weatherfield Dr.	St.Louis 63146 878-3502
JEFF WILSON	1167 Applesseed Ln.	St.Louis 63132 997-0014

ST. LOUIS AUG CORRESPONDANT AUGS

(5/27/88)

Adams Alive (EXT)	1010 Westminster	Garland TX 75040
Adaa-Link	2337 South 600 East	Salt Lake 84106 (UTAH)
ANAUG	2307 Madison Pl.	Falls Church22042 (VA)
C.A.U.G.	1941 N. Academy Blvd.	Colo.Sprgs. 80909 (CO)
GC/AUG (Cincinnati)	PDBX 434	Alexandria KY 41001 (KY)
ghAUG	Rt 2 Box 2756	Pearland TX 77581
Honeywell Repairs	62 Weldon Parkway	St.Louis Mo.63043-3202.
Inland Empire AUG	PDBX 2210	Rialto CA 92376
Metro Orland AUG	1003 Oak Lane	Appoka FL 32703
Nibbles & Bits	PDBX 27	Oak Hill WV 25901
NIAUG	PDBX 1317	Lisle IL 60532
Omaha AUG	809 W. 33rd Ave.	Bellevue NE 68005
Puget Sound Adam	22607 SE 322nd	Kent WA 98042
SLRUG (Kaypro)	1122 North & South Rd.	St.Louis Mo.63130
Triangle AUG	2623-A Vanceville St.	Greensboro 27405-4407 (NC)
Video & Computer	2226 Patterson Ave. So.	Joplin Mo. 64804

ADS & ANNOUNCEMENTS

AUG NEWSLETTERS

The following newsletters from other AUGS will be placed into our St.L. AUG library at the next meeting and will then be available for review by members at meetings, etc.

1. Jun Metro Orlando AUG.
2. May Adams Alive
3. May NIAD
4. June CAUG (Colorado)
5. June Nibbles & Bits
6. June AWAug
7. June Inland Empire
8. THERE MAY BE OTHERS BUT DUE TO AN EARLY PRESS TIME WE WILL NOT BE ABLE TO LIST THEM BUT WILL BRING TO MEETING.

DISKS FOR SALE

St.L. AUG now has available for sale 5 1/4 inch disks priced at \$1/2 or \$2/3 if 30 or more are purchased at one time. Call AL FITZGERALD prior to each meeting to order and you can then pick them up at the meeting. These are very good disks, I just got 50 for myself.

PLEASE WRITE TO

Our new member, Michael Adams, 316 W. Laurel, Independence KS 67301 would like to have other ADAM owners write to him. He is new to ADAM and would like suggestions on software, hardware, etc. Also any info you feel would be helpful. PLEASE WRITE. Also we have made contact with the ADAM USERS GROUP OF GERMANY. If anyone is interested in contacting them, their address is: ADAM USERS GROUP OF GERMANY c/o Ricki Gerlach, CMR Box 757, APD New York 09175.

FOR SALE***FOR SALE

An Okidata 120 dot matrix printer, USED, best offer over \$ 100.00. Danny Cohen c/o Courtney Wilson.

DUES

Some members still owe dues of \$ 20.00 for 1988. This should be paid promptly to Al Fitzgerald, check payable to Al Fitzgerald. Members joining in June or later will owe \$ 12.50 dues for balance of 1988 (new dues to be \$25.00).

EDITOR ITEMS # 1

Due to the timing of this newsletter, 2nd Saturday in July comes fairly early; the fact that Hector Sanchez sent some many excellent articles & items I wanted to fit into this newsletter; etc. There will be NO Editor Items # 1 by Barry Wilson. Editor Items # 2 by Mike Keith will appear.

JUNE MEETING MINUTES

by Secretary Don Bueltman.

JUNE MEETING

The June meeting was filled with many surprises and thrills. Mike Keith and Jim Guenzel demonstrated the powers of SPEEDY WRITE a truly phenomenal word processing program. I'm sure that all of you have read and enjoyed the review that Jim did on this product in our last issue. But there is nothing like seeing the program in operation. I could not believe my eyes when Jim showed the split screen capability and explained how you could work on two different documents simultaneously and move data between them. Barry brought a 720K Disc Drive and demonstrated how smoothly it performed. We then performed a test using SPEEDY WRITE and the 720K Disc. A series of files were pulled off and copied automatically under the control of SPEEDY WRITE. A truly worthwhile demonstration of some of the latest developments in the world of ADAM. Al Fitzgerald brought in some muffin fans that he had purchased from American Design including a "rare signature" model. Al took orders for additional fans that we may need. Jim Guenzel and Jim Duffy updated us on what is happening with GO-DOS and the fact that it may be coming out in cartridge form. The rest of the meeting was rather uneventful since Steve was not there to pull the plug on some of our activities and there were no mishaps while transferring files between media. The latest issue of the GHAAUG contained an editorial by Charlie Smith. Charlie was advocating the idea that once again video games were becoming popular and that one of the greatest of the video game systems had always been the Colecovision system. He suggested that all of the ADAM Users Groups should write to Coleco and try to get them to bring back the Colecovision system. Of course this would benefit ADAM owners also as we would have a new supply of games for our amusement. The address is Coleco Industries, 999 Quaker Lane South, West Hartford CT 06110. Don't forget the next meeting on July 11th. See you there for more fascinating demonstrations.

ST. LOUIS	USER GROUP
Public	Domain
Software	Library
Members	Others
Disk \$5.00	Disk \$8.00
Tape \$6.50	Tape \$9.50

ACTING LIBRARIANS

Courtney Wilson
Steve Murphy

NEW &/OR FEATURED PD SOFTWARE

1. Smart Filer 27 D
2. Adam Link II
3. Super Subroc
4. Trolls Tale
5. Adam Diagnostic
(Need 64 K Ext.)
6. Video Hustler (Pool)
7. Wizmath
8. Family Feud
9. Hard Hat Mack /
Pin Ball Constr.
10. Jeopardy
11. PSAN 1988 Calendar
12. PSAN Toolkit I
(Music/Sounds from Adam)
13. PSAN Toolkit II
(Utilities, Cruncher,)
14. PSAN Toolkit III
(More Utilities)
15. PSAN Toolkit IV
(Hacker's Helper)
16. PSAN Toolkit V
(More Helpers)
17. Smart Basic 2.0
18. N&B Utility # 2
19. N&B Disk Formatter
20. Cabage Patch Kids
21. Yokes on You
22. Fall Guy
23. Plink program list
24. CompuServe list
25. Documents # 1
26. Documents # 2.
27. Hector Sanchez Donation
28. MOAUG Bonus 2/28
29. ADAM DIRECTORY (H.Sanchez)
30. Credit Card Maintenance (H.Sánchez)

We would like to THANK
HECTOR SCANCHEZ for the two
new PD disks he donated and
for the information & articles
(reprinted in newsletter) that
he so kindly submitted to us.

Barry

Enclosed you will find a couple of disks. They are some programs I am submitting for our Public Domain Library. ADAM DIRECTORY is the first one of these. It is actually a data base for use with either SmartFiler or Address Book Filer. It contains names, addresses, and phone numbers to many companies who sell ADAM software, hardware, etc. There is a doc file on the backside, since it can not be included on the same disk with the SmartFiler file. You may want to make copies of the documentation and just give it out with this file, so that any user of this data base can know how to use it. Also on the backside is a set of programs collectively are called Credit Card Maintenance. It is a set of programs for people who allow other people to use their credit cards. It calculates the amount of interest to charge them and with CALC PRINT (also included) can be printed in condensed form. It also includes a program to print a summary of credit card balances at the end of the month and also to graph them.

Thanks
Hector

ADAM DIRECTORY BY HECTOR SANCHEZ

ADAM DIRECTORY is a data base that can be used with SmartFiler or Address Book Filer. It contains names, address, and phone numbers to lots of ADAM software and hardware suppliers, as well as users' groups, newsletters, BBB's, and other Adam owners who would like to meet people just like you. All you have to do is enter the name of the entry you are looking for or enter a category. If you have Address Book Filer, you can automatically dial the phone number.

The categories available are:

1. Adamite - other adam owners
2. Hardware - hardware suppliers
3. Newsletter
4. Software - software suppliers
5. Supplies - supply houses
6. Telecommunications - Adam BB's
7. Users Groups

If you enter Ver... as the last name, you will see the Version number and the date this data base was revised. As far as I know, there are no errors in this data base. However, do be careful in using it. If you find any errors please write and let me know, my name is also on this data base.

Thank you

BY
HECTOR SANCHEZ

STEP 1
First load ADAM CALC and your spreadsheet. Next you will add your printer codes directly to your spreadsheet. It will always be available to you. These codes must be added in the lowest left hand corner of your spreadsheet and must be left justified. For example:

STEP 1

◆◆◆◆◆ 〇 ◆◆◆◆◆

No numbers required since the remaining line are considered to be detail lines. Like all the other entries this entry must also be LEFT JUSTIFIED and be TEXT. An entire entry may look like this:

Once you have made your entries, you must save your spreadsheet twice. Once with the STORE SHEET option, and once with the STORE VALUES option. The STORED VALUES

have to experiment some with codes till you get your sheet to print out the way you want it. You should print out a sheet that reads "The limits of max characters allowed. For example, if you entered 80, the limits of max characters allowed are 160 characters, long and your second entry, you could end up with a sheet that is double spaced. You could end up with a sheet that has data split in half. Included with this

1. Use with SMART BASIC V2.0 only. This program has poke routines and will not work with V1.0.

LIMITATIONS

2. Each line on your sheet cannot be more than 255 characters long.
3. Lines that start too far to the right or to the left may become offset. This can be fixed by inserting a character on the opposite end of the line. Must be in ASCII to do this.
4. The printer codes for this program are set for a CANON PW-1080A printer. As far as I know, this printer is EPSON compatible. Your printer codes may be different. You can list the program, and quickly change the codes for your particular printer. This program uses remark statements to identify all routines.
5. If your spreadsheets look odd, you may want to use the Dot routine. Read next section for this.

DOT ROUTINE

At this point, don't worry about what the codes mean. Notice that the second example had extra data at the right hand side. Your codes must be entered below that row. Once you have located the appropriate spot, just enter the codes.

ENTERING CODES


The first line must have the code `"/"` (with double quotes) entered. This code tells ADAM that the codes are starting. Be sure to left justify your entry and that it is Text. Be sure to consult your ADAM CALC manual if you don't understand how to accomplish this. The second entry will be a number and is also entered as TEXT and LEFT JUSTIFIED. This entry number tells ADAM how many characters across you want printed on your spreadsheet. CALC PRINTER will print through two passes. So if your sheet is 130 characters wide and you put 70 down as a code, you will get the first 70 characters printed. Since every line is printed, ADAM will print the remaining 60 characters until every line is printed. Next comes the printer codes.

Your spreadsheet is divided into three parts: The title, heading and detail lines. Each of these parts can be printed with any font you want. The title consists of a 10 character word that will be centered on the top of your spreadsheet. The headings are the individual column headings on our sheet. The detail lines are the actual data of your sheet. For Example:

ITEM	EXPENSES	AMOUNT	(title line)	(heading line)

Car		\$300.00		
Rent		\$250.00		(detail lines)
Entertainment		\$95.00		

Total		\$685.00		



Below are the codes allowed by CALC PRINT:

CODE	TYPE	MAX CHARACTERS
1	JUMBO PRINTING	40
2	DOUBLE STRIKE	80
3	NORMAL	80
4	CONDENSED	132

TITLE LINES

You are allowed only one title line on your spreadsheet with a maximum of 10 characters. Your total line is your third entry on your sheet. The format is:

T#/ctitle

Where # is the number of title lines
c is the code
title is the title to be printed.

EXAMPLE:

T1/EXPENSES

Means that this is a title line, that 1 line will be printed, that it will be jumbo printed, and that the title is EXPENSES. If you do not want a title line, you must still make an entry but enter a 0 and no title name. For example you could make the entry TO/1. Now no title line will be printed.

HEADINGS

The heading entry is very similar to the title entry. The heading format is:

H#/c

Where # is the number of heading lines
c is the code

EXAMPLE

H3/2 means 3 heading lines will be printed in double strike.

H0/2 means no heading lines will be printed.

If you enter a 0, your heading lines will still be printed on your printout. Except that they will be printed the same way your detail lines are.

DETAIL LINES

The format for detail lines is:

D/c

Where c is the code

EXAMPLE

D/4 means that your detail lines will be printed in condensed form.

The dot routine would even out your spreadsheet. To use it you must make one modification to your spreadsheet. The problem with many spreadsheets is that they may not be even on either the right or left sides. When the STORE VALUES function is used, your data will automatically be left justified. So if your spreadsheet has a ragged edge on either side and it is not printing right, use this routine. First load ADAM CALC along with your spreadsheet. Then add a one cell column on the far right side and one on the far left side. Then enter a "." in the column all the way down the columns. Doing this will square off your sheet. Do not insert dots in place of your printer codes. Your sheet should look like this.

1	2	3	4	5	6
.	Name	.	Sales	.	.
.	George	.	\$100.00.	.	.
.	Vilma	.	\$200.00.	.	.
.	Eddie	.	\$ 50.00.	.	.
.
.	Total	.	350.00.	.	.
.	.	.	10%.	.	.
.	.	.	35.00.	.	.
.	/*
.	117
.	TO/1
.	HO/4
.	D/4

The dots themselves will not be printed on your spreadsheet. They are only there to square off your sheet.

Thank you,
Hector Sanchez
3606 Swiss
Corpus Christi, TX 78415

One other quick note. For those people who use SpeedyWriter and to would like to convert a file to SmartWriter format, do the following:

1. Save file from SpeedyWriter the normal way.
2. Goto SmartWriter and put it in the Standard format (not the Moving Window format)
3. Load SpeedyWriter file.

Doing it this way eliminates most if not all of the extra spaces between words that make your documents unreadable.

Thanks
Hector

LISTING A BASIC PROGRAM ON A DOT MATRIX PRINTER

BY HECTOR SANCHEZ

Below is program that set your printer to print a program in a more readable format. This program only works with Dot Matrix printers. It does the followings:

1. Sets your printer to print in the ELITE MODE
2. Sets a left margin
3. The perforation on fanfold paper is skipped.

```
10 PR #2
20 REM ** LEFT MARGIN **
30 REM
40 PRINT CHR$(27); "1"; CHR$(5); " "
50 REM
60 REM ** PERF SKIP **
70 REM
80 PRINT CHR$(27); "C"; CHR$(66); " "
90 PRINT CHR$(27); "N"; CHR$(12); " "
100 REM
110 REM ** ELITE **
120 REM
130 PRINT CHR$(27); "M"; " "
1000 PR #0
```

We appreciate these programs from Hector Sanchez.

Now turn on your printer and run this program. Load the program you want to print and list it to the printer. You now have a printout that you can punch holes on the side and put inside a folder. If you want a bigger left margin change the 5 in line 40 to a higher or lower number.

We appreciate these programs from Hector Sanchez.

SORTING WITH ADAM CALC BY HECTOR SANCHEZ

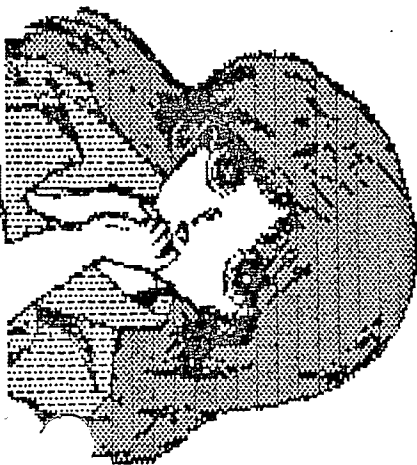
How many times have you had a file or list of names that you wanted to sort but did not want to spend the time to write a sort program. Well you don't have to reinvent the wheel. ADAMCalc has a very nice sort function built right on board. The program below is a program that converts a file so that ADAMCalc can do just that. Your file can be from a Basic program or a list you generated from SmartWriter. The only thing you have to do is make 2 simple modifications to your file. First rename the file "UNSORTED1". Secondly, the last entry of your file must be /*. EXAMPLE:

```
JAMES
BILL
ZAN
ROBERT
ADAM
/*
```

Once you do that all you have to do is run the program below. The program will create a file called "UNSORTED2".

```
5 DIM c$(255)
10 d$=CHR$(4)
20 PRINT d$; "OPEN UNSORTED1"
30 PRINT d$; "READ UNSORTED1"
40 FOR x=1 TO 255
50 INPUT c$(x)
60 IF c$(x)="/" THEN GOSUB 1000
70 x$=STR$(x)
80 c$(x)="@"+x$+"1";<T;"+c$(x)
90 NEXT x
100 PRINT d$; "CLOSE UNSORTED1"
1000 PRINT d$; "OPEN UNSORTED2"
1010 PRINT d$; "WRITE UNSORTED2"
1020 FOR y=1 TO x-1
1030 PRINT c$(y)
1040 NEXT y
1050 PRINT ">,M"
1060 PRINT "0:8"
1070 PRINT "1:15"
1080 PRINT d$; "CLOSE UNSORTED2"
1090 END
```

Once you have ran the program, you need to boot up ADAMCalc and load the file "UNSORTED2". Once your file shows up on your screen all you have to do is use ADAMCalc's Sort function. To save a the new sorted file, save the file using the SAVE VALUES function.



```

[] [] [] [] [] [] [] []
[]
[] CREDIT CARD MAINTAINANCE []
[] BY []
[] HECTOR SANCHEZ []
[]
[] [] [] [] [] [] [] []

```

I. INTRODUCTION

CREDIT CARD MAINTAINANCE is a series of programs designed to help you keep up with your credit cards. It is especially designed for those individuals who let other people borrow their cards. I do this alot, and it became quite evident to me that I needed a system to keep up with how much interest I should charge someone, as well as maintain their balance. In order to use this program, you will need a dot matrix printer, ADAMCalc and SmartBASIC 2.0. I also recommend that you have Intelload 2.0 by Digital Express. These programs will have to be modified for your particular needs and then resaved. Each one is rather long, and it works much faster if they are speed loaded with Intelload 2.0.

This package consists of 3 programs. They are CALC-PRINT (a program to print ADAMCalc spreadsheets on a dot matrix printer), SUMMARIZE (prints an end of the month summary of your credit cards), and GRAPH CARDS (prints out a graph of your cards on either printer or monitor). Each of these programs depends on data from the previous program in order to run. The order in which they go is this:

- ```

1. ! ADAMCalc !
 |
 V

2. ! CALC PRINT !
 |
 V

3. ! SUMMARIZE !
 |
 V

4. ! GRAPH CARDS !

```

In order to use SUMMARIZE, you will need to use all the programs before it. Also included on this disk is a doc file for CALC PRINT. It can be used to print any spreadsheet on a dot matrix printer and uses printer codes. If you just want to use that program you can read that doc file. In this set up, your spreadsheets will be printed with a heading in JUMBO printing and the body in compressed form.

It is best to use a floppy disk or data park. You can purchase floppy data packs from many software houses. Practice Programs has them. Floppy disks are easily available. I purchase BASF reversible disks. However many other companies also manufacture these diskettes. If not, you can always notch your own. Another approach, is to use 2 data packs or 2 diskettes. In either case, using a file copier, copy ADAMCalc on one side all by itself and SmartBasic 2.0 on side 2 along with all of the programs on this package.

## II. GETTING STARTED

The first thing you have to do is load ADAMCalc and load the file called CALC-FILE. Once you are in ADAMCalc, use the MANUAL CALC function. You will need to gather your credit cards and find out who owes you what. Let's say that the first card you organize is a VISA card and that 3 people are on it.

Goto to row 1. Everywhere you see the word "CARD", substitute the word "VISA", and everywhere you see the word "PERSON", substitute the person who is on it. At cell 24,2 and 24,3 enter the name of this card. Do not change any of the numbers. The name can not be any longer than 10 characters. The word "PERSON" is an important word. If no other people are on this card, leave the word "PERSON" alone. You will also need to goto column 17 and do the same thing. In column 17 you will also need to enter the ANNUAL PERCENTAGE RATE and your ACCOUNT NUMBER. Next goto row 5 column 1 and enter that persons balance under PURCH AC/PAY. You will need to do this for each person. If you are the only person on this card, you can just enter your amount, and leave the rest blank. However, I have an other file that will allow to maintain 4 cards on one file, so I will advice you to use that one instead. Now you will need to

save the file on the disk with ADAMCalc. If you happen to have a VISA, MASTERCARD, or DISCOVER card, you can save some time by saving it by that name. Now you will need to follow that same procedure for 3 other cards, if you have them.

Now you will need to load a file called CALC FILE2 (keep ADAMCalc on). This file allows you to have many cards on file. However, you must be the only person on this card. All you have to do to this file is enter the card names on row 1 and in column 22. You can only have one file like this so put cards that have a balance on them. I normally put department credit cards on this one, because I don't normally let anyone use them, and because I usually have a

file is used by GRAPH CARDS. If your headings are out of

balance on them. Again you will need to save this file on the same disk ADAMCalc is on. You can save some time by saving it under the name DEPT-CARDS (the dash should actually be an underscore- "shifted 6"). I know that this may not make any sense. You can call it anything you want. If they are gas cards, you can call it GAS-CARDS, MANY-CARDS, or whatever. But in my program I called it DEPT-CARDS, and to use another name will require a small modification to one of the programs.

## III. ENTERING DATA FROM YOUR STATEMENTS

Now we need to wait for our first statement to come in. Let's say that your VISA card came in. Load ADAMCalc and put it in MANUAL CALC mode. Load your "VISA" file and go to column 20. Enter the amount of interest you were charged at cell 4,20. I am also going to assume that this month you were charged your yearly fee. There are 2 ways to account for this fee. You can consider it an expense that you yourself incurred and charge it to your portion of the card as a PURCH AC/PAY. My thinking is that this fee is actually an interest expense that should be amortized and allotted to all users of the card - just like interest. If this is your thoughts too, goto column 25 and enter the amount of the fee at 6,25. Now enter the amount you want to amortize this month. I usually charge \$2.00 a month. Anyway, enter this figure at cell 7,24 (next month enter it at 8,24 etc). You will also need to enter this amount at 4,21. Next you need to hit the MANUAL CALC key again and the amount of interest for each person will be computed. Now goto row 21, column 1. If you look at 21,4. This is the amount of interest + amortization this person has incurred. Enter this amount under INT EXPSE heading, and do the same for next person from 21,9 etc. Now enter the amount of purchases that individual had this month under PURCH AC/PAY, and hit the MANUAL CALC mode again. You need to look at columns 17 and 18 to see that the amount shown jives with the ending balance on your card. If it is off by one penny, you just encountered a rounding error. Just make an adjustment by changing someone's interest +/- one cent. If however, the error is greater than one cent, there is something else wrong. Perhaps you forgot to enter interest or purchase for someone. One other thing, the amount of interest charged to each person is affected by their balance. If you want to, you can enter each person purchases before computing their interest. It is really up to you. I always enter purchases after computing interest. Do it any way you want it, but do it the same way each time. Once you have everything balanced, save this program under the same name you had before on the same side with ADAMCalc. But you will have to also save it again on the backside with the STORE VALUES function.

## IV. SAVING FILE FOR CALC PRINT - STORE VALUES

First turnover or change disks/dp's to the one that has SmartBASIC 2.0 on it. Next hit the SAVE VALUES function. Save it under the same name as your ADAMCalc file, so that you won't be confused. Once your spreadsheet comes back on, save only a portion of the spreadsheet. Save the sheet from 1,1 to 27,19. There should be an "E" on the last cell. If



you want to print out this sheet, hit reset. A program called CALC PRINT should come on. Once your get a directory, hit the letter next to the file you want to print. You must have a dot matrix printer to run this program. Your sheet will be printed in condensed form. You will also receive a prompt asking if you "WANT TO RUN SUMMARIZE". At this point you will probably say no. SUMMARIZE is used at the end of the months, when all your cards have come in and only then. So please just wait a while.

The file that has many cards on it is pretty similar. You need to enter any purchases and interest for each card and then save and print it. However, only print it when all the cards on that file have been received. It'll save you some paper. You will need to save a file in ADAMCalc form (side 1) and BASIC (side 2) - just like before.

V. MODIFYING THE PROGRAMS

Now that we are waiting for the rest of the cards to come in, it is a good time to modify the programs for own use. The first program you will need to modify is SUMMARIZE. Change lines 330, 340, 460 from "EMP VISA" to the name of your cards. You will also need to change lines (470, 480, 600), (610,620,740), (750,760, 800), and (890, 900, 1020). Now you can see why it is easier to leave the names I had used. Regardless, it is rather simple to change these names. Now what if you don't have as many cards as I have? Simple - just save a dummy file with no changes to it on the SmartBasic side of your disk with the appropriate file name i.e. "DISCOVER". The only thing you have to watch out for is file DEPT CARDS. This is the file that has many cards on it. You will also have to change the headings on lines 2800 and 2810. And one more modification. Change lines 3230 and 3250 from "HECTOR" to your name as listed on your files. If you don't have IntelLoad 2.0 also change 160 from BRUN TO RUN.

GRAPH CARDS will also require similar modifications. There is a menu on lines 410 to 510. You will need to change 430 to 470 to the names of your cards plus lines 900, 1010, 1120, 1230, and 1340. These are just titles for your printout.

VI. RUNNING PROGRAMS

Now lets assume that you have just received your last statement for the month and you have printed this file. When the prompt asking you if you want to "RUN SUMMARIZE" appears, enter Y. When the prompt to enter the date appears enter the month and year. Leave the day alone. It is really not very criticle whether the day is 22 or 31, so just leave it alone. Once you enter the date, you will get a printout and a file will be written called SUMM-FILE. This

file is used by GRAPH CARDS. If your headings are out of alignment you may have to work on them some more. At the end of the year, you will need to start over, so just delete SUMM-FILE. Your printout will look something like this:

| NAME   | ATL<br>VISA | MASTER<br>CARD | TOTAL   |
|--------|-------------|----------------|---------|
| HECTOR | 1468.19     | .00            | 1468.19 |
| JOHN   | .00         | 100.00         | 100.00  |
| TOTAL  | 1468.19     | 100.00         | 1568.19 |

You will get a prompt asking you if you want to GRAPH CARDS. If you say yes GRAPH CARDS will come up.

VII. USING GRAPH CARDS

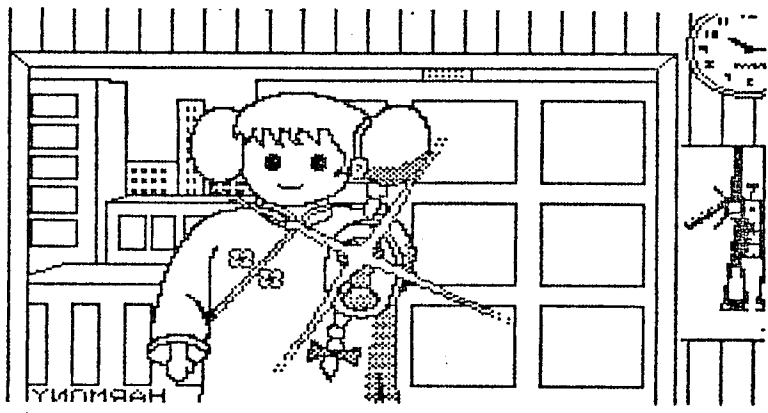
You will get a menu from this program. This program graph each individual card for each month. You can also graph your own balance to see if it is going up or down. Just enter the number to the card you want to graph. You will get a graph on your screen. If you want to print this card hit "SHIFT PRINT", if not hit escape. I usually graph the summary from SUMMARIZE and my cards amount on the same page. This program will graph 2 graph on one page.

VIII. TROUBLESHOOTING

If you have a weird printout this can be caused by 2 things.

- 1. Your printer codes are different than mine.
- 2. Or you are splitting your spreadsheets on the wrong place.

If you look on your spreadsheet you will notice a number cell 23,1. This figure tell CALC PRINT when to print one half of your sheet. You can experiment with this number and see what happens. For more info read CALC-DDC.



# Clip Art




stocking



snoopy




mickey computer



letters



stoplight



lightbulb



linus artstuff



diskette



earth



pushpin1



pushpin2



pluto



snoopy2



linus


AMAZING!

clip art  
can be a  
lot of  
fun ....

graphics  
messages



mickey



woodstock



snoopy unicorn1




unicorn2



demon



candle1



candle2

PIC 26

These are just a few of the clip-art pictures that I have for use with Power-Paint. They either came with Power Paint or Clip-Art or, in some cases, I have created them myself. The Clip-Art program is an excellent "help" program for Power Paint. The clips can be placed anywhere in your picture and moved around at your wish. If we have room, I will do a deeper review of Clip Art in the next newsletter. I also hope to continue a "graphics" page in each of the newsletters showing you the different clips, sprites, and fonts available for Power-Paint. If you have any pictures, clips, sprites or fonts that you have done yourself or are public domain, please let me know so that we can include them.

## BASIC PROGRAMMING

As I promised, we will talk about the rounding "bug" in S.B. 1.0. If you use the normal approach with the "int" command and then multiplying and dividing you will come up with a final answer that sometimes runs off with about eight 9's. If you use the following formula it should fix this problem. Try:  $x = \text{int}(n * 100 + .5) * .01$ . The 100 and .01 can be changed in order to carry out the figure to more decimal places. I have used this method for some time and so far it has returned correct answers without the extra 9's at the end.

AGAIN, AS PROMISED, WE HAVE INCLUDED SOME GAMING HINTS AND INSTRUCTIONS IN THIS ISSUE. WITH YOUR HELP, WE WILL BE ABLE TO CONTINUE THIS AND THE PROGRAMMING IN THE FUTURE.

The **UNAUTHORIZED** sale OR **USE** of Copyrighted Material (software, articles, programs, documents, etc.) **WITHOUT** the Permission of the Owner.

It has been brought to my attention, that Piracy, the unauthorized use or use without permission of copyrighted material, is running rampant in the Adam area. Further, that your Editor had not taken a stand on this matter.

Well, as soon as your editor heard this I went through my back issues of other AUGS copyrighted newsletters and immediately took two articles on Piracy, which I have reprinted word for word exactly as they appeared in the other newsletters, in our newsletter.

I was so mad, I copied these articles the very same minute without losing time by asking permission from the AUGS which originally published these copyrighted articles. This just had to be published right now. We cannot have people taking copyrighted material without permission and making use of it. It is PIRACY and this is my stand on it, as reflected in the above comments as well as the articles reprinted immediately following.

Barry A. Wilson, Editor

#### ADAM'S ALIVE: MAY 1988

It has come to our attention that an ADAM retailer by the name of HERITAGE, has been copying and selling copyrighted software **WITHOUT** the permission from the holders of the copyrights. It is our opinion that this is a very serious act that cannot be overlooked.

Since the very survival of the ADAM depends on the third party software/hardware developers, this kind of action could very well cause the final death of the ADAM. By stealing profits from the developers of software, this kind of action could cause many software writers to drop plans on producing more software for the ADAM.

We were informed that our Business Pack was listed in their catalog (one of their customers even called us after purchasing our Business Pack from them). We have since contacted this company and warned them that we would take legal action if they sold any of our copyrighted software without our permission. They of course apologized, and said that they did not know that Business Pack was copyrighted. They stated that they thought it was in the public domain.

If you (or you know of someone who has) purchased our Business Pack from HERITAGE, please let us know. If you have such information, please feel free to call us collect.

It is also our understanding that several ADAM USERS GROUPS make copies of copyrighted software and pass them around to members. Little do the members realize, that such actions could spell the end of the ADAM computer.

If you are a member of such a group, ask yourself the question if such actions are worth the death of a great computer. If your conclusion is no, then I would suggest you have nothing more to do with such a group.

It is because of the above problems that we are forming an alliance of ADAM developers. These developers will include: E. & T. SOFTWARE, WALTERS SOFTWARE, DIGITAL EXPRESS, and many more to come.

All members of our alliance (as yet un-named) will have the option to copy-protect any and all software they develop, and will have full use of the group attorney. It will be our intention to take full legal action against any person(s) or companies that violate the groups software/hardware copyrights. To keep the ADAM alive, we will use what ever legal means it takes to stop this violation of our copyrights.



**HE WHO STEAL SOFTWARE,  
END UP BEHIND HARDWARE!**



I have over 80 Game Instructions for the NINTENDO Game System which have been reduced in size to fit on 8-1/2" by 11" paper. I offer complete instructions at \$2 for each game or 10 sets for \$16 plus \$1 S/H per order.

NOTE: I must charge \$3 for the LEGEND OF ZELDA IF YOU ALSO WANT THE MAP plus \$1 for S/H (Shipping/Handling).

Norman R. Castro, 809W 33rd Avenue, Bellevue, NE 68005 (402) 291 5

## GAME INSTRUCTIONS

In ADDITIONAL to COMPLETE COLECO & ADAM instructions,

NORMAN CASTO  
809 W 33rd Ave.  
Bellevue NE 68005

has many Intellivision and Nintendo Game Instructions.

He Also publishes the very informative Omaha AUG newsletter.

The current issue of this newsletter is being reprinted in this issue of the St. Louis AUG.

|                             |                             |                       |
|-----------------------------|-----------------------------|-----------------------|
| 3-D BATTLES of WORLD RUNNER | KARATE KID                  | STAR VOYAGER          |
| 10-YARD FIGHT               | KARNOV                      | STINGER               |
| ALPHA MISSION               | KID ICARUS                  | SUPER MARIO BROS      |
| ARKANOID                    | KID NIKI                    | SUPER PITFALL         |
| BALLOON FIGHT               | KUNG FU                     | SURF DESIGNS, TOWNS & |
| BASEBALL                    | LEGEND OF ZELDA \$2         | TAG-TEAM WRESTLING    |
| BURGER TIME                 | LEGEND OF ZELDA (+Maps \$3) | TENNIS                |
| CASTLEVANIA                 | LODE RUNNER                 | TOP GUN               |
| CHUBBY CHERUB               | LUNAR POOL                  | TRACK & FIELD         |
| CLU CLU LAND                | MACH RIDER                  | TROJAN                |
| COMMANDO                    | MARIO BROS                  | URBAN CHAMPION        |
| CONTRA                      | MEGA MAN                    | VOLLEYBALL            |
| DEADLY TOWERS               | METROID                     | WILD GUNMAN           |
| DONKEY KONG                 | MIGHTY BOMB JACK            | WINTER GAMES          |
| DONKEY KONG 3               | MUSCLE, TAG TEAM MATCH      | WIZARDS & WARRIORS    |
| DONKEY KONG JR.             | NINJA KID                   | WRECKING CREW         |
| DONKEY KONG JR. MATH        | PINBALL                     | ZANAC                 |
| DUCK HUNT                   | POPEYE                      |                       |
| ELEVATOR ACTION             | PRO-AM                      |                       |
| EXCITEBIKE                  | PRO WRESTLING               |                       |
| GHOSTS'N GOBLINS            | PUNCH OUT                   |                       |
| GOLF                        | RAD RACER                   |                       |
| GOONIES II                  | RAID ON BUNGELING BAY       |                       |
| GOTCHA                      | RUSH'N ATTACK               |                       |
| GRADIUS                     | RYGAR                       |                       |
| GUMSHOE                     | SECTION-Z                   |                       |
| GUNSMOKE                    | SIDE POCKET                 |                       |
| GYROMITE                    | SKYKID                      |                       |
| HOGAN'S ALLEY               | SLALOM                      |                       |
| ICE CLIMBER                 | SOLOMON'S KEY               |                       |
| ICE HOCKEY                  | SPELUNKER                   |                       |
| IKIARI WARRIORS             | SPY HUNTER                  |                       |
| IKIARI WARRIORS II, VICT    | STACK-UP                    |                       |
| JAWS                        | STAR FORCE                  |                       |

INTELLIVISION - SEARS SUPER VIDEO ARCADE GAME INSTRUCTIONS 12 Ma.

## GAME INSTRUCTIONS

In ADDITIONAL to COMPLETE COLECO & ADAM instructions,

NORMAN CASTO  
809 W 33rd Ave.  
Bellevue NE 68005

has many Intellivision and Nintendo Game Instructions.

He Also publishes the very informative Omaha AUG newsletter.

The current issue of this newsletter is being reprinted in this issue of the St. Louis AUG.

| PAGES | TITLE                             | OVERLAY/S  | MANUFACTURE |
|-------|-----------------------------------|------------|-------------|
| 16    | ARMOR BATTLE                      | 2 included | SEARS       |
| 16    | ASTROSMASH                        | 1 included | MATTEL      |
| 17    | ATLANTIS                          | 1 included | IMAGIC      |
| 16    | AUTO RACING                       | 2 included | MATTEL      |
| 12    | B-17 BOMBER, Voice Synthesis      | 1 included | MATTEL      |
| 20    | BASEBALL                          | 2 included | SEARS       |
| 20    | BASEBALL, MAJOR LEAGUE            | 2 included | MATTEL      |
| 16    | BASKETBALL, NBA                   | 2 included | MATTEL      |
| 16    | BEAUTY & the BEAST                | 1 included | IMAGIC      |
| 16    | BOMB SQUAD, Voice Synthesis       | 2 included | MATTEL      |
| 20    | BOWLING                           | 2 included | MATTEL      |
| 8     | CARNIVAL                          | 0 came/NA  | COLECO      |
| 12    | CHECKERS                          | 2 included | MATTEL      |
| 16    | DEADLY DISCS, TRON                | 1 included | MATTEL      |
| 8     | DONKEY KONG                       | 0 came/NA  | NINTENDO    |
| 16    | DRAGONFIRE                        | 2 included | IMAGIC      |
| 16    | DUNGEONS & DRAGONS, ADVANCED      | 1 included | MATTEL      |
| 24    | GOLF, PGA                         | 2 included | MATTEL      |
| 16    | HOCKEY, NFL                       | 2 included | MATTEL      |
| 28    | MAZE-A-TRON                       | 2 included | MATTEL      |
| 12    | MOUSE TRAP                        | 1 included | COLECO      |
| 6     | PITFALL                           | 2 included | ACTIVISION  |
| 20    | POKER & BLACKJACK, Las Vegas      | 2 included | MATTEL      |
| 16    | ROULETTE, Las Vegas               | 1 included | MATTEL      |
| 20    | SEA BATTLE                        | 2 included | MATTEL      |
| 12    | STAR STRIKE                       | 2 included | MATTEL      |
| 32    | SPACE BATTLE                      | 2 included | MATTEL      |
| 20    | SPACE SPARTANS, Voice Synthesis   | 1 included | MATTEL      |
| 16    | SUB HUNT                          | 1 included | MATTEL      |
| 30    | TENNIS                            | 2 included | MATTEL      |
| 12    | SEARS VIDEO ARCADE OWNER'S MANUAL | 0 came/NA  | SEARS       |
| 4     | VOICE SYNTHESIS MODULE            | 0 came/NA  | MATTEL      |

I have over two dozen Game Instructions for the Intellivision Game System and offer complete Instructions at \$2 for each game or 10 sets for \$16 plus \$1 Shipping/Handling per order of ten. The original booklets have been reduced in size to fit comfortably on 8-1/2" x 11" sheets of paper. The Control Pad OVERLAYS were NOT reduced in size and are included on the last page of my Instructions. For FREE Samples send TWO First Class Stamps only. Thanks...

\*\*\*\*\*  
 \* OMAHA ADAM USERS CLUB \*  
 \*\*\*\*\*

ALCAZAR

| CASTLE COLOR | CONTENTS                                                                | DEMONS ETC                                                    |
|--------------|-------------------------------------------------------------------------|---------------------------------------------------------------|
| BLUE         | Guns<br>Raw Meat<br>Rope                                                | Flies<br>Griffin<br>Tarantulas<br>Tiger                       |
| BLACK        | Bleach (Blue bc1)<br>Extra Explorer in<br>Dungeon TOUCH him<br>Raw Meat | Flies<br>Guards<br>Olimoeba<br>Tarantulas<br>Tiger            |
| PURPLE       | Bleach (Blue bc1)<br>Oil<br>Raw Meat<br>Ring                            | Flies<br>Guard<br>Olimoebas<br>Tarantulas                     |
| RED          | Raft<br>Water                                                           | Flies<br>Genie<br>Griffins<br>Tarantulas                      |
| ALCAZAR      | Bleach (Blue bc1)<br>Has 3 Floors<br>THRONE in Crown rm                 | Flies<br>Genies<br>Griffin<br>Olimoeba<br>Tarantulas<br>Tiger |

Plan ahead & know where you're going & carry only what you will need. Enter Alcazar with a Bucket of WATER to survive the 1st Genie. In level 3 & 4 bring Keys too.

To pick up an item just walk over it. If your hand and pockets are full, the new item will be switched with t/item in your hand. If you don't want the new item just walk over it again. To switch things from pocket to hand press and release any side button.

To pause press 0. To resume press #. To play the same difficulty level press \*. To begin a new adventure at the game end press #.

To throw or fire hand item press any side button then move the joystick in the desired direction.

The 3 top squares on the screen show your pockets contents. The 4th square shows your hand item.

You can effectively shoot/throw things into adjoining rooms.

FROM OMAHA ADAM USERS CLUB  
 ALCAZAR HINTS & HELPS

FROM OMAHA ADAM USERS CLUB  
 ALCAZAR HINTS & HELPS

ALCAZAR

| DANGERS          | WARNING             | DEFENSE                                                           |
|------------------|---------------------|-------------------------------------------------------------------|
| BOTTOMLESS shaft | Black Torch Flames  | Do Not Enter                                                      |
| Flies            | Loud Buzzing        | 1 Bullet OR Rope                                                  |
| Genie            | Genie Jar on floor  | 6 Bullets/WATER/RING                                              |
| Griffin          | Raspy Breathing     | 6 Bullets OR Oil                                                  |
| Guard            | Tinkling Keys       | 4 Bullets                                                         |
| Olimoeba         | Black Floor Slime   | 5 Bullets OR Bleach                                               |
| Tarantula        | None but S L O W    | 1 Bullet OR Raft                                                  |
| Tiger            | Floor Pawprints     | 3 Bullets                                                         |
| Demon Bites      | Hair turns RED      | Raw Meat has 10 second<br>Tranquillizer                           |
| Will Attract     | Shooting a GUN      | Leave Room before the<br>Demon enters room. It<br>will end chase. |
| Will Attract     | Bump into Genie/Jar |                                                                   |
| Demons.          | Using Keys          |                                                                   |

| LEVEL          | YOU RECEIVE THESE                                                             | DOES NOT HAVE                                |
|----------------|-------------------------------------------------------------------------------|----------------------------------------------|
| 1 Beginner     | 5 Explorers<br>3 Guns<br>Dungeon Keys from<br>Genies & Guards                 | Flying Carpets<br>Raw Meat<br>Small Pits     |
| 2 Intermediate | 4 Explorers<br>2 Guns<br>Dungeon Keys from<br>Genies & Guards                 | Raw Meat<br>Small Pits                       |
| 3 Advanced     | 2 Explorers<br>1 Gun<br>All items present<br>Dungeon Keys from<br>Guards ONLY |                                              |
| 4 Expert       | 2 Explorers<br>1 Gun<br>All items present<br>Dungeon Keys from<br>Guards ONLY | FEWER GUNS PER ROOM<br>HAS ADDITIONAL DEMONS |

\*\*\*\*\*  
 \* OMAHA ADAM USERS CLUB \*  
 \*\*\*\*\*

|   |   |        |   |
|---|---|--------|---|
| A | B | C      | D |
| E | F | G      | H |
| I | J | K      | L |
| M | N | O      | P |
|   |   | Stairs |   |

FLOOR: 1st 2nd CASTLE COLOR: LOCATION

ALCAZAR INSTRUCTIONS: 1. Note which floor that you have just entered and CIRCLE that Floor Level. Enter the Castle COLOR also.  
 2. Mark the Outside wall to show where you have just entered.  
 3. Notice that all inside walls have openings (doors) on this print-out. As you move from room to room mark(cross) all openings that are walls. Place a small x in each room explored.  
 4. If you decide to leave an item in a room, make a note on this printout in that room. You may have a need to return to it later.  
 5. Identify which room/s contain bottomless shafts, Dungeons etc.

FROM OMAHA ADAM USERS CLUB  
 ALCAZAR HINTS & HELPS

\*\*\*\*\*  
 \* OMAHA ADAM USERS CLUB \*  
 \*\*\*\*\*

|   |   |        |   |
|---|---|--------|---|
| A | B | C      | D |
| E | F | G      | H |
| I | J | K      | L |
| M | N | O      | P |
|   |   | Stairs |   |

FLOOR: 1st 2nd CASTLE COLOR: LOCATION

ALCAZAR INSTRUCTIONS: 1. Note which floor that you have just entered and CIRCLE that Floor Level. Enter the Castle COLOR also.  
 2. Mark the Outside wall to show where you have just entered.  
 3. Notice that all inside walls have openings (doors) on this print-out. As you move from room to room mark(cross) all openings that are walls. Place a small x in each room explored.  
 4. If you decide to leave an item in a room, make a note on this printout in that room. You may have a need to return to it later.  
 5. Identify which room/s contain bottomless shafts, Dungeons etc.

FROM OMAHA ADAM USERS CLUB  
 ALCAZAR HINTS & HELPS

\*\*\*\*\*  
 \* OMAHA ADAM USERS CLUB \*  
 \*\*\*\*\*

|   |   |        |   |
|---|---|--------|---|
| A | B | C      | D |
| E | F | G      | H |
| I | J | K      | L |
| M | N | O      | P |
|   |   | Stairs |   |

FLOOR: 1st 2nd CASTLE COLOR: LOCATION

ALCAZAR INSTRUCTIONS: 1. Note which floor that you have just entered and CIRCLE that Floor Level. Enter the Castle COLOR also.  
 2. Mark the Outside wall to show where you have just entered.  
 3. Notice that all inside walls have openings (doors) on this print-out. As you move from room to room mark(cross) all openings that are walls. Place a small x in each room explored.  
 4. If you decide to leave an item in a room, make a note on this printout in that room. You may have a need to return to it later.  
 5. Identify which room/s contain bottomless shafts, Dungeons etc.

FROM OMAHA ADAM USERS CLUB  
 ALCAZAR HINTS & HELPS

\*\*\*\*\*  
 \* OMAHA ADAM USERS CLUB \*  
 \*\*\*\*\*

|   |   |        |   |
|---|---|--------|---|
| A | B | C      | D |
| E | F | G      | H |
| I | J | K      | L |
| M | N | O      | P |
|   |   | Stairs |   |

FLOOR: 1st 2nd CASTLE COLOR: LOCATION

ALCAZAR INSTRUCTIONS: 1. Note which floor that you have just entered and CIRCLE that Floor Level. Enter the Castle COLOR also.  
 2. Mark the Outside wall to show where you have just entered.  
 3. Notice that all inside walls have openings (doors) on this print-out. As you move from room to room mark(cross) all openings that are walls. Place a small x in each room explored.  
 4. If you decide to leave an item in a room, make a note on this printout in that room. You may have a need to return to it later.  
 5. Identify which room/s contain bottomless shafts, Dungeons etc.

FROM OMAHA ADAM USERS CLUB  
 ALCAZAR HINTS & HELPS

CHESSE CHAMP REVIEW  
BY  
HECTOR SANCHEZ

Chess Champ by Digital Express is the first graphic chess game ever developed for the ADAM computer. It offers 9 skill levels and is very easy to play. Chess Champ does require a 64K expander and is compatible with larger expanders.

When Chess Champ is first loaded, you are automatically playing on skill level 1. At this level, game play goes by rather quickly and is pretty simple to play. I was able to beat ADAM twice within a 20 minute interval. However, skill level 9 is much harder, and game play slows down considerably. I don't find that to be much of a problem, since chess is normally considered to be a slow game, and since you are able to save your game at any point. You move your pieces with a graphic hand (similar to the hand in ADAMCalc). If you should happen to move a piece to an illegal square, ADAM beeps at you. No documentation comes with this program. Instead, shows you how to move each individual piece graphically, and also shows you how checkmate is achieved.

Besides normal chess playing, Chess Champ allows you to position the chess pieces anywhere on the board that you wish. This can be useful in trying out new strategies or playing shorter games. The only quirk I found with this program is in changing the skill level. In order to change skill levels, you need to hit escape after your pieces have been setup on the board. Chess Champ never tells you how or when to do this, you just have to know how. All in all I find Chess Champ to be an excellent game - the graphics are absolutely superb. This is the best game I have seen for the ADAM that did not come from COLECO or some other large software house. It is actually better than most of the cartridge games I have seen for the ADAM. I highly recommend this program for all ADAMites.

SwiftDisk REVIEW  
BY  
HECTOR SANCHEZ

SwiftDisk is another fine utility program by Digital Express. What SwiftDisk does is bring a ramdisk to many of your software titles. It fools ADAM's operating system into thinking that the ramdisk is tape drive #2. In this way you will have access to ramdisk from SmartWriter, SmartLOGO, ADAMCalc, SmartBASIC1.0, and many programs written in SmartBASIC 1.0. It also works pretty well with some copy utilities. I used SwiftDisk with QuickCopy 1.0. Since I only have one disk drive, I have to make two disk swaps. With this program, I can copy an entire disk to tape #2 and then copy it back to disk #1. It sure saves some wear on my disk drive latch.

SwiftDisk works best with bigger ram cards (128K or better). You will also need to transfer "shortdisk" from Megadisk 1.0 - also from DEI. This is an excellent utility and is available for only \$9.95. I recommend it to all you ramdisk users out there and to you folks who have never used a ramdisk.

AUTOANSWER BOARD REVIEW  
BY  
HECTOR SANCHEZ

The AutoAnswer Board by Trisyd Video is small device (about half the size of an ADAM joystick) that monitors incoming phone calls. A program called PhoneMon2 is included on a datapack. One end of the board attaches to joystick port #1 and the other to your telephone line system. Whenever a someone calls and no one answers, the time the call was detected is printed out, along with number of times the phone rang. Then at midnight, a report is listed showing how many calls you received for that day. Reports can go to either the printer or monitor. This program has a very reliable and accurate clock. I checked its accuracy against a quartz watch and could not detect any time deviations. For the most part, I like this device. However, I do have some recommendations that I think would improve it:

1. Since the program is on data pack, it should be saved in binary form.
2. It should be hooked to joystick port #2.
3. It should allow input from both the keyboard or joystick. A public domain program such MoreKeys by DEI would easily accomplish this.

While all of the above could easily be done by most ADAM owners, it takes time (it took me the better part of the day to make those modifications) and could be more easily done by the programmer.

I also see alot of possibilities for the AutoAnswer board. For instance, a program could be developed that would allow the board to be used simultaneously with an answering machine and record the time your messages were received. Most answering machines with this feature built in cost about \$150.00. For a mere \$24.95 you could add this function to any answering system. All in all, I find this to be a fine product and would recommend it to anyone who needs to keep track of their phone calls.

THREE VERY GOOD REVIEWS BY  
HECTOR SANCHEZ

REPRINT SECTION  
FROM OTHER ADAM GROUPS

for use with

ADAM™


THE COLECOVISION  
FAMILY COMPUTER SYSTEM

The reprint section in the St. L. AUG Newsletter reprints articles and items of interest from OTHER newsletters and user groups.

This is done for the purposes of providing the information contained in such reprints, to show our members what else is available for ADAM, and to give exposure to other user groups and newsletters.

Information, including address and costs of the other users groups and newsletter utilized in our reprint section are available from Barry Wilson for those interested.

In addition, from time to time, we request sample copies of entire newsletters from other user groups. We usually provide stamps and mailing labels.





PRODUCT: BACKUP+ 3.0  
 MANUFACTURER: HMSG Software  
 MEDIA TYPE: DDP / disk  
 GRAPHICS/SOUND/DESIGN: 99/00/99  
 INSTRUCTIONS: 98  
 USEFULNESS vs. PRICE: 98  
 RECOMMENDATION: highly recommended  
 PRICE: \$19.95  
 RATED BY: Lewis R. Clancy

HMSG has done an outstanding job in a very pretty, and easy to use, comprehensive media manager. The instructions are very simple on menu. Each tape or disk has two copies of the program and if one fails to load the second one will load automatically. There are six categorized submenus.

BACKUP UTILITIES  
 COPY UTILITIES  
 FILE UTILITIES  
 CATALOG  
 INITIALIZE MEDIA  
 BLOCK UTILITIES

BACKUP+ uses a RAM test, checks for critical (fatal) errors, and will use a 40K buffer. If the 64K card is installed it will use a 102K buffer. HMSG limited the use of graphics to permit maximum use of memory in the copy buffer, thus reducing the number of times media needs to be swapped.

BACKUP+ permits the copying of Supergame tapes and is TM/T protected. This product permits an identical image copy of data and permits copy by file or by block. This has provisions to DELETE or RESTORE files and to check for block status indicating bad, used or empty blocks. There are some other utility programs that permit block changes, but I feel that for the money and for the average ADAM owner, this program is the easiest to use without getting into trouble.

PRODUCT: CALC/PAT  
 MANUFACTURER: Tom Clary  
 MEDIA TYPE: DDP / disk  
 GRAPHICS/SOUND/DESIGN: n/a  
 INSTRUCTIONS: 95  
 USEFULNESS vs. PRICE: 95  
 RECOMMENDATION: highly recommended  
 PRICE: \$9.95  
 RATED BY: N&B staff

CALC/PAT is a BASIC program that patches your ADAMcalc disk or data pack for use with a dot matrix printer. This has been a long-awaited feature for many ADAMcalc users.

Load your own SmartBASIC and run CALC/PAT. It will instruct you to select a drive and then insert the ADAMcalc medium. It will then verify the program and write a new print routine to the actual disk or data pack. Thereafter, you can use your fast dot matrix for printing your spreadsheets.

A few notes. Only use CALC/PAT on a backup of your ADAMcalc program. Mr. Clary has also patched ADAMlink II for use with a parallel interfaced printer. This one is also \$9.95 and comes with ADAMlink II already patched for you. Both of these programs are distributed by ORPHANWARE and marketed by other ADAM suppliers.

If you do have a Centronics parallel interfaced second printer (PIA2, SP-1, or SP-IP interface), you will find these patches indispensable.

PRODUCT: Beginning With The ADAM Computer  
 MANUFACTURER: Terry Fowler  
 MEDIA TYPE: VHS video cassette  
 GRAPHICS/SOUND/DESIGN: 94/94/94  
 INSTRUCTIONS: 94  
 USEFULNESS vs. PRICE: recommended  
 RECOMMENDATION: \$14.95  
 PRICE: N&B staff  
 RATED BY:

"Beginning With The ADAM Computer" is a software demonstration video cassette. It is designed primarily for the new ADAM owner for a well-rounded, yet fairly quick, look at some of the more popular software available for ADAM.

The tape was recorded from a monitor as the programs ran. Instructions are typed on the screen as you go along. Also to aid in following the tape, a hardcopy is provided. In BASIC, "ezkeys!!" by DIGITAL EXPRESS is used to provide sound while the comments are being typed on screen.

Many titles are examined, both Coleco (commercial and public domain) and third party. With SmartWriter the viewer is shown several aspects of the program including how to verify your revision number. Other Coleco titles include: SmartBASIC, CP/M 2.2, SmartFILER, ADAMcalc, SmartLOGO, ADAMlink, Disk Manager, Taxxon, Dragon's Lair, Super Soccer, 2010, Jeopardy, and Troll's Tale.

Software by HMSG examined are BACKUP+ 3.0 and EASY COPY. PACKCOPY by Unreal Software is viewed. GRAPHICPAINTER by MIAD is viewed. PAINTMASTER by Strategic Software is viewed. And DIGITAL EXPRESS titles include: SHOWOFF II, SHOWOFF II, TURBODISK I.0, and Intel-LOAD VI.0. And, Mr. Fowler's FILE PRINTER is viewed.

Although it is difficult to thoroughly cover a variety of software on one standard cassette, Mr. Fowler has done a good job with this video tape. It should be the ideal gift for a new ADAM owner.

PRODUCT: DS disk drive upgrade  
 MANUFACTURER: ORPHANWARE  
 MEDIA TYPE: n/a  
 GRAPHICS/SOUND/DESIGN: n/a  
 INSTRUCTIONS: n/a  
 USEFULNESS vs. PRICE: 95  
 RECOMMENDATION: highly recommended  
 PRICE: \$125.00  
 RATED BY: N&B staff

ORPHANWARE is offering a double-sided disk drive upgrade to the standard Coleco disk 160K disk drive. They have a couple of brand name options for the new head assembly. You can get one for less than \$125, but at \$125 you get the the Fujitsu assembly which is very quiet!

With the returned disk drive you also get a disk for formatting both sides of a double-sided disk in the drive. You have a couple of format options. You can format single or double sided, and you can format two drives simultaneously. You can also verify the formatted blocks. With the simultaneous format option, the process is remarkably fast. Also included is a CP/M formatting program with the same options.

The standard Coleco disk drive is much faster and more reliable than the tape drives. However, a major drawback to using disk drives has been the limited storage capacity. This ORPHANWARE upgrade turns your disk drive into 320K unit which allows you to use both sides of DS 5.25" disks. Once you've used the DS disk drive, you'll wonder how you ever got along without it. HIGHLY RECOMMENDED. Note: when shipping your disk drive to ORPHANWARE, be sure to pad the drive very securely so as to prevent damage in transit.

W&B: 10/87

SHOPPING  
FOR ADAM

(part 2)

by Patricia J. Herrington

Last month's column was about where to find hardware; this month we'll talk about where to find software. You will note that many of the resources are the same as those for hardware. They repeat, however.

There are three different types of software for ADAM: original Colco software, public domain software, and third party software. Original Colco software is increasingly difficult to find, but the price is right when you do stumble across it. Still, prices vary from source to source -- it pays to shop around.

Some of the best sources for Coloco Software are  
ALPHA-1, M.W. Ruth, NIAD,  
D D \_\_\_\_\_  
A A \_\_\_\_\_  
P P \_\_\_\_\_  
S S \_\_\_\_\_

This is OK; the  
r. This program, but you  
; the program, but you  
the binder.

A word of caution here. A few sources sell "backup" Coleco software with which you receive no manual. This is probably just fine for games; but, you do not want to buy the heavy-duty programs (ADAMcalc, SmartLOG, CPN 2.2) without their thick, comprehensive manuals. You might as well throw your hard-earned dollars to the wind. You can purchase instructions for games and simpler Coleco software from Noran Castro.

American Design Components is selling the Address Book Filer and Autodialer (they come together) very reasonably, but without the manual. You can also get these instructions from Norman Castro.

The second type of programs is PD (public domain) software. This is not copyrighted, and can be legally shared or traded. A few Coleco programs are PD (Super SubRoc, Jeopardy, Troll's Tale, etc.).

There is no dearth of PD software. It is inexpensive, plentiful, and easy to find. Of course, it does vary in quality; but that's all part of the adventure. You can find PD software galore at any user's group, and many retailers carry it as well. You can also download PD programs from information services such as CompuServe and PLink, and from bulletin board systems (providing that you have a modem). And, you can find PD program listings in various books, magazines, and newsletters.

The remaining category of ADAM programs is third-party software. These programs are developed for the ADAM community by independent programmers. Again, the quality varies; but this is where the EXCITEMENT is, folks! Whoever says "ADAM is dead" is just not paying attention. New software comes out regularly, and it keeps getting better and more creative, too.

What kind of software can you purchase from third party developers? Here are some highlights (in alphabetical order).

ADAMAGIC Software is in the process of revamping all their 'old' software and beta-testing several new titles. In the works is BRAIN GAMES, a collection of five board games (including such favorites as Backgammon and Othello), all done in hi-res graphics. Also on its way is ARCADE ACTION, which, as its name implies, is a collection of arcade-style games. They also have several text adventures; they're even considering an adventure pack for Adults Only (NOM as far as I know).

... a first for ADAM, as far as I know.

Digital Express, or DET, has several exciting new packages out that will be of particular interest to budding programmers, or to anyone who's at all interested in graphics. Showoff II is quite simply the most versatile paint program on the market, allowing you to design your own high or low resolution graphics, or to alter RLE pictures from a PD library. You can use these pictures in your own programs or print them out; though you need a dot - matrix printer to print hi-res graphics. Showoff II is an advanced Share-It graphics enhancement for use with a dot - matrix printer. FontPUNKer and its counterpart, SpritePUNKer, allow you to design your own fonts (letter shapes) and sprites (animated graphics) for amusement or for use in your own programs. Newest of DET's packages is CLIPPER, which "introduces the concept of 'clip art' to ADAM". It lets you clip a section of one hi-res screen and put it on another, for use in your own programs.

All these packages are superbly documented, and very professionally done; their most recent releases strongly resemble Coleco software. Each package contains demos and other extras as well. DEI has many other ingenious programs ... they seem to be generating them at about the rate of one every four or five weeks.

Ext! Software is very reliable and carries third-party software, including Strategic titles such as MicroWorks (the integrated software system designed to resemble AppleWorks) and Pro!Reader (a machine language spelling checker for ADAM). They also carry public domain software, and are on the verge of launching a brand new newsletter for ADAM users, ADAM'S ALIVE.

Patricia J. Herrington is the editor of the  
"New Periodical" MOAUG NEWS. We'll

The idea for the following column was derived from an article by the Vancouver ADAM Club.

CP/M is a rather involved programming environment. There are numerous aspects to it and thousands of public domain programs available for its users. One of the first puzzles is the file extensions.

A file extension is a short, up to three characters preceded by a period (a separator), descriptive suffix to the filename proper. One of the prime benefits for using file extensions is that they can be utilized to group related files. For example, "COLOR.COM" could be a command to change screen colors and "COLOR.DOC" would be the corresponding documentation for using the file.

In truth, the number of file extensions is virtually endless. But, some are more common; these are listed below.

```
.ARC = archived file
.ASH = assembler source file (mnemonics)
.BAK = ED source backup
.BAX = ED source backup
.BAS = BASIC source file
.BCM = BASIC command file
.COM = transient command file
.DOC = documentation / instruction file
.HEX = hex machine code
.INT = intermediate code
.LBR = libraried file
.LBR = libraried file
.PAS = PASCAL source file
.PLJ = PL/I source file
.PRN = printer listing
.REC = relocatable module
.SYM = SID symbol file
.TXT = text file
0 = squeezed file
1 = crunched file
```

“.COM” files are utility programs; they are referred to as transient because they do not reside permanently within RAM. On a good public domain disk, all the transient command files will have corresponding “.DOC” files for the users understanding. Some command files can be invoked simply by typing the name and pressing (RETURN). Others, have a specific syntax (specifying certain parameters).

An "ARC" file has to be DEARCed or UNARCed. A "LBR" file is a collection of several files grouped into one large file. These files have to be DELBRed. Often, the resulting library of files will contain some "squeezed" or "crunched" files. Squeezed files have to be UNSQZed, and crunched files have to be UNCRNed.

The purpose of librarying, squeezing and crunching is to make maximum use of disk storage space for portability. Once the end user has gone through the time - consuming installation process, the collection of files is ready for easy use.

by David E. Carmichael

As you may already know, the FCC (Federal Communications Commission) is proposing to place an additional, and substantially higher, access charge on enhanced phone service providers. Under the definition that the FCC proposes to adopt, networks providing remote computing, database services, electronic mail and other services would be considered "enhanced service providers".

If implemented as proposed, this access charge would probably force the networks to increase their public network dial-in rates by more than \$44.00 per terminal hour for daytime AND evening/weekend rates. (Access charges have no "weekend-of-day" discounts.) This would mean that systems like Plink would have to raise their rates from a low \$4.25 per hour to \$8.25; and systems like CIS would go up to around \$13.00+ per hour. The networks would then pass the additional costs onto its subscribers (i.e., Plink, TELENET, GTE, MC1-MAIL, etc...), whomever they would be forced to pass it on to you!

The Commission has not yet adopted the proposal, but the hearing date is set for the latter part of October. I know that one of the things that has helped keep the ADAM alive is telecommunications! I personally feel that if it were not for these systems, the ADAM would not be as alive today as it now is.

While it MAY BE too late to write the FCC directly, it is never too late to write to your local CONGRESSMAN & SENATORS in Washington, DC: This is an issue that will effect ALL computer telecommunication users in one form or another!!

**If these charges do go into effect, it will mean that most ADAM users that now use them will be forced off due to the high on-line usage rates!**

I personally hope that a number of LOCAL ADAM BASED ELECTRONIC BULLETIN BOARDS will keep running so that ADAM owners can still have this form of electronic information sharing.

Well till next time when I hope to have a review of one of the local BRS's. HAPPY COMPUTING!!

David E. Carmichael is the ADAM Section Six Chairman in the Computer Club with PLINK.

The reference in the following series of short articles is TO ADAM'S ALIVE and not St.L. AUG. SO where they say "our", "we" etc. the reference is to ADAM'S ALIVE.

For those of you who have purchased SmartDSK (for SmartBASIC 1 & 2) and would like to have the ability to put the SmartDSK ramdisk, the programs, and SmartBASIC onto a media (this will make the package auto-loading), write to: Walters Software, RD #4 BOX 289-A, TITUSVILLE, PA, 16354.

Walters Software is continuing to make progress on their new spelling checker. To use this new program, you must have at least a 64K expander card. The size of the dictionary will depend on what size of memory expander you are using. The following is an approximation of the available size dictionary file with each type of card: 64K - 12,000 words, 128K - 24,000 words, 256K - 48,000 words. Of course, these are just estimations, since the program is NOT YET finished, and the size of the dictionary will of course be related to how many long words it has. We will have more details on this exciting product as they become available.

For those of you who are really into videogaming, there is a new bi-monthly newsletter just for you. Videogaming and Computer News (formerly "High Points Newsletter") is a good source of information concerning several computer systems. Some of the systems covered are: ADAM, ColecoVision, Nintendo, Sega, Atari XE, Atari ST, Commodore 64/128, AMIGA, Apple, and IBM. They are currently offering a charter subscription at \$19.95 for six issues. This special will save you \$3.75 off the regular subscription rate. For more information, write to: VIDEOGAMING AND COMPUTER NEWS, 226 PATTERSON AVE., SOUTH, JOPLIN, MO. 64804

We just recieved our first copies of SpeedyWRITE 2. We thought SpeedyWRITE Version 1 was good, but SpeedyWRITE 2 is MUCH better than we anticipated. Look for a SpeedyWRITE column next month.

ADAMzap Software has several excellent packages for the ADAM. These include: Paintings V1.0 (for PaintMASTER), Paintings V2.0 (for ShowOFF 1 and PowerPAINT), SIGNS (for SignSHOP), MicroTALK (for the Eve Electronics Speech Synthesizer/Clock-Calendar), and WordLIST (for ProofREADER). We will be adding all of these titles to our product list next month. Look for listings and prices in next months issue.

ADAMzap is also working on the following programs: ZORAN - A speech text adventure, FOREPLAY - An ADULT text game, and CHILD'S PLAY - A speech tutor for kids. Look for info on these titles in future issues.

Digital Express is about three weeks behind schedual with their new GO-DOS operating system. We will keep you informed of their progress.

Dr. Swift has informed us about some of the features of his planned program GO-WRITER. This new word processor will allow up to 30 pages of single spaced text in memory at a time, documents can be viewed with 40 or 60 columns, options for dot matrix printers will be on-line, use of printer commands such as justification, centering, bold face, etc., can be used with either the ADAM printer or a dot matrix, and for those with at least a 128K memory expander, you can view one page at a time in true WYSIWYG (what-you-see-is-what-you-get) fashion. To use this new word processor you MUST first have GO-DOS. We'll have more details next month.

Digital Express has just released SwiftPRINT. This new program will allow the printing of high resolution graphics via the Okimate 20 Color Printer. Color graphics can be printed from SmartBASIC, ShowOFF 1, PowerPAINT, GRAPHIXPAINTER, and PaintMASTER. Since we don't have an Okimate 20, we will have to give you the manufacturers statements as a review in next months issue.

Wizards Lair Software has just released Clip Art Volume II. This second volume contains 48 more Clip Art picture files to be used with PowerPAINT. We will enclude several of the pictures in next months issue.

Wizards Lair has also just released a baseball statistical program called the BASEBALL STATISTICIAN. This program can be used to keep track of both minor league and major league teams. Look for a review next month.

## ANNOUNCEMENTS:

We now have 64K memory boards in stock. The current price is \$49.95. This increase in price has been caused by the tremendous increase in prices of memory chips. If you have been holding off your decision in purchasing a memory expander, I would suggest you make that decision quickly, before the prices rise even higher.

We have been informed that a new hardware manufacturer from Canada, is working on their own 256K memory expanders. We will keep you informed of their progress.

If you purchased SpeedyWRITE 1.0 from either E. & T. or ADAM'S ALIVE for the original price of \$39.95, return it to us (with complete documentation) and we'll send you SpeedyWRITE 2 free of charge. This offer ends August 1, 1988.

We just sent out our latest retail catalog to ALL ADAM owners on our mailing list. As you will see, we have added many new products, and we will be adding many more soon. All our new products will be listed in next months issue.

To hold down our mailing costs, we have decided to send all issues of ADAM'S ALIVE (sent in the United States) via 3rd class bulk mail. Because of this decision, we have returned our subscription rates to the original prices; \$20.00 per year and \$12.00 for six months (USA). Subscription rates to all foreign countries will remain un-changed.

Until July 1, 1988, any member that has a purchase of \$40.00 or more, will have his/her choice of a FREE public domain title from the ADAM'S ALIVE product list.

Several members have called for more information about the articles we had concerning the adding of additional memory directly to the ADAM motherboard. For more information, send a SELF-ADDRESSED STAMPED ENVELOPE to: Mr. Ron Smith, 23 WINSOR RD, PAD STOW N.S.W., SYDNEY, AUSTRALIA, 2211

Our double sided disk drive kits will include a new eprom, IBM double sided drive, and complete instructions. Member price will be \$115.00 complete. These kits should be available by next month.

Digital Express has informed us that MegaSYSTEM-XR should be released on or around the 25th of May.

Due to time and space limitations, we will review Pro-Golf Champ and continue our discussions on Data Files next month.

Computer Shopper magazine will soon be running an ADAM column. Mr. Paul Pappas of the Triangle ADAM Users Group will be the columnist. We have plans to send in several articals for publication as well. You can find this fine computer publication at your local book store or super market.

We have decided to stop our advertizing in Family and Home Office Computing. We feel that due to the magazine no longer carring anything but ADAM advertizing in the back, that our money could be better spent on large mailings to active ADAM owners. We will however, from time to time, place small ads in FHOC, but will no longer depend on that as our main source of advertizing.

For those of you dot matrix printer owners, we now have 6 ft printer cables for only \$12.95 each.

The ADAM Forum  
By Paul Pappas

## Introduction

As promised last time, here is my "State Of The ADAM" address. It summarizes information of principal interest to the ADAM user. I can't begin to list everything, so please don't be disappointed if a personal favorite is not discussed.

## Computer Shopper

You hold in your hands the only mass market publication which features a regular column for the ADAM computer. What are you waiting for? Fill out and mail the subscription request card now!

## User Groups

In order to fully utilize a computer it is helpful to join at least one, if not several User Groups. A User Group is a collection of people who use a particular computer (or related item). These groups may be informal "computer clubs" or organizations run on a more formal basis. They may be local, regional, or national. They provide reviews, tips and tricks, program listings, and other information concerning projects. Many maintain a library of public domain software for sale or trade.

Just as User Groups vary so do their members. From the professional to the novice, just about every level of proficiency is represented. Commonly, the more knowledgeable users organize the club activities, often holding informal seminars designed to teach what they learned the hard way. If you have a question concerning your computer, user groups are often your best source of information.

The importance of user groups, especially local groups where you may attend meetings, you too can join one. In the ADAM Forum, I will discuss some of the more active local groups in your area. Follow the instructions below to send me your request. Please note I will discuss some of the more active local groups in future columns.

On the national front there are two groups who's newsletters are required reading! The ADAM Forum and Northern Illinois ADAM Users Group (NIDUG) - PO Box 31, Oak Park, IL 60301 (312) 951-3233.

Both organizations publish superb newsletters and offer retail and public domain items to their members. I highly recommend you subscribe to both. Subscription rates are as follows - \$24 annual for Digital Express and \$26 annual for NIDUG.

## Hardware

It's hard to believe a computer released without a standard serial or parallel port now has such a wide variety of hardware add-ons to choose from.

Want to use an external modem (serial port) or fast, quiet dot-matrix printer (parallel port)? Choose from the single sided 5 1/4 inch (1600) or double sided 5 1/4 inch (1600), or the up and coming double sided 3 1/2 inch (7200).

Did I mention the clock/calendar boards, internal 1200 baud modems, speech synthesizers, and 80 column video boards? There is even a device for creating peripherals using SmartModem and a parallel interface to drive a color plotter.

Where you think about ADAM peripherals three companies come to mind. They are in the ADAM Forum. Choose from the single sided 5 1/4 inch (1600) or double sided 5 1/4 inch (1600) boards. They are: House Service Reps, 15565 Myers Rd, Akron, OH 44319, (416) 769-6463.

In House Service Reps produces ram expanders and disk drives. Ram expanders, the largest of the three, produce serial/parallel ports, disk drives, ram expanders, and numerous other items. Tripled Video Games offers a 1200 baud internal Hayes peripheral. The Regalady Interface, the software you need to operate these peripherals is included.

Once ADAM was a closed machine, with little hope for expansion. Today, thanks to

companies like those listed above, ADAM can grow to meet your current and future needs.

## Software

If you think ADAM's hardware options have grown, you just won't believe the dramatic change in software quality. You can now get a wide variety of software. It's all written, poorly documented, and buggy. Say goodbye to poorly written, poorly documented, and buggy software. ADAM's software is all of the modern programs that are excellent graphics and sound, are menu driven, and well documented.

Programs are available for almost any application you can think of, including business packages, word processing, and many more. ADAM's software is all of the modern programs that are excellent graphics and sound, are menu driven, and well documented.

Each of the credit for this dramatic improvement goes to Digital Express - PO Box 37, Oak Hill, WV 25901. In the past, the software was released software at a much lower price. However, quality continued to improve. The software is now called AD-005. AD-005 will be the current release of a new modern operating system. AD-005 is well documented and makes it today's world of icons and Windows. AD-005 is well documented and makes it today's world of icons and Windows.

Digital Express is currently not the only developer of quality software. Other software producers are also developing quality software. AD-005 is well documented and makes it today's world of icons and Windows. AD-005 is well documented and makes it today's world of icons and Windows.

## Dealers

With rare exceptions, the only way to purchase items for the ADAM is by mail order. Local dealers rarely stock ADAM products. Products from numerous organizations.

A good case in point is H.V. Ruth - 13100 W. Chapel Ave, Cherry Hill, NJ 08002, (609) 667-2230. Their latest catalog contains over four hundred items. ADAM's items from numerous organizations. Other dealers with a wide selection are ADAM's 16th Street - Suite 140, Brooklyn, NY 11201, (718) 435-5000; Alpha-Dig - (1671 East Westminister, Garland, TX 75040, (214) 414-0156; and Telegrams USA - Box 301, Lancaster, TX 75146, (214) 257-7690.

E & I software also produces original software and recently began publishing an ADAM newsletter. Telegrams USA specializes in those hard to find cartridge games, including a few that were never before released.

When requesting a catalog it's a good idea to include \$1 for printing and postage. See the dealers' catalogs, and most expect you to supply postage costs. ADAM's software is all of the modern programs that are excellent graphics and sound, are menu driven, and well documented.

## CP/M

In a very real sense ADAM is a computer with a dual personality. On the one hand it realizes some of you have no idea what CP/M is. On the other hand, it realizes some of you have no idea what CP/M is. ADAM's software is all of the modern programs that are excellent graphics and sound, are menu driven, and well documented.

ADAM's software is all of the modern programs that are excellent graphics and sound, are menu driven, and well documented. ADAM's software is all of the modern programs that are excellent graphics and sound, are menu driven, and well documented.

ADAM's software is all of the modern programs that are excellent graphics and sound, are menu driven, and well documented. ADAM's software is all of the modern programs that are excellent graphics and sound, are menu driven, and well documented.

ADAM's software is all of the modern programs that are excellent graphics and sound, are menu driven, and well documented. ADAM's software is all of the modern programs that are excellent graphics and sound, are menu driven, and well documented.

that don't, Elliman Associates will convert other formats to ADAM CP/M format.

## On-line Services

With your computer and a modem to device that lets computers talk to each other to arrive at a wealth of on-line services. ADAM's software is all of the modern programs that are excellent graphics and sound, are menu driven, and well documented.

ADAM's software is all of the modern programs that are excellent graphics and sound, are menu driven, and well documented. ADAM's software is all of the modern programs that are excellent graphics and sound, are menu driven, and well documented.

ADAM's software is all of the modern programs that are excellent graphics and sound, are menu driven, and well documented. ADAM's software is all of the modern programs that are excellent graphics and sound, are menu driven, and well documented.

ADAM's software is all of the modern programs that are excellent graphics and sound, are menu driven, and well documented. ADAM's software is all of the modern programs that are excellent graphics and sound, are menu driven, and well documented.

ADAM's software is all of the modern programs that are excellent graphics and sound, are menu driven, and well documented. ADAM's software is all of the modern programs that are excellent graphics and sound, are menu driven, and well documented.

ADAM's software is all of the modern programs that are excellent graphics and sound, are menu driven, and well documented. ADAM's software is all of the modern programs that are excellent graphics and sound, are menu driven, and well documented.

ADAM's software is all of the modern programs that are excellent graphics and sound, are menu driven, and well documented. ADAM's software is all of the modern programs that are excellent graphics and sound, are menu driven, and well documented.

## Service and Repair

A faulty computer is similar to a flashlight with dead batteries. It makes a great paper weight but is good for little else. For most people, when your ADAM fails to vital (even if you are a hardware buff).

The most active service center is probably Ophidianware - 15565 Myers Rd, Akron, OH 44319, (416) 769-6463. They service the ADAM and almost all other computers. If its broken they can probably effect repairs quickly and at a reasonable cost.

Another source of inexpensive repairs is Philip Kosovsky - 10 Castillon Ct, Clifton Park, NY 12065, (518) 351-3700. Philip is a former Colco employee and is a qualified to repair the ADAM. He has repaired repair disk drives or similar moving part items, his flat repair rate for other services is only \$50.

I suggest you call with a description of the problem before sending the item for repair. This allows you to obtain a general idea of the problem and to further determine the problem is actually hardware related. Simple problems can sometimes be corrected over the phone, which saves you time and money.

## Conclusion

Would you believe I only showed you the tip of the iceberg? There is more, much more happening in the world of ADAM. Expand your horizons by attending one of the ADAM seminars. You will enjoy your ADAM computer.

# FROM ADAM FORUM IN COMPUTER SHOPPER BY PAUL PAPPAS A VERY GOOD SUMMARY OF WHERE ADAM IS TODAY AND HOW TO FIND THE ADAM ITEMS YOU NEED

# FROM MOAUG (Metro Orlando AUG)

Practical Programs has come up with a neat new marketing idea... stating this summer, they will be selling "doubles" of some of their programs. That is, when you purchase the program, you will get the same program written in Basic 2.0 PRIZ on the other side of a floppy datapack, of on a 2nd disk. If nothing else, this may increase the amount of programming done in BASIC 2.0. It was not easy to choose 2.0 over 1.0, and not cheap to buy both versions of a utility program. Hats off to Practical Programs for this one! Included in this offer will be their popular utility programs BASIC MANAGER, PASTRON, MULTICART BACKUP, SUPER COPY PACKAGE, VERIBACK, MEMSMAP, and FLIPPY STARTER KIT... with release dates in June & July.

PRACTICAL PROGRAMS  
PO Box 244  
Kalamazoo, MI 49005-0244

## TIPS & TRICKS

If you use your word processor, you are aware of the "Search" and "Replace" features. But come of you may not have thought of using them to make a long report easier to type, by using a symbol for a long word (or one which is difficult to spell) when it is used frequently in the text. Suppose you have a three-page paper in which the term "Pythagorean theorem" is used several times. You could substitute the symbol "pt" every time it occurs; then, when you are finished, go to the beginning of your document and have ADM "Search" for "pt", then "Replace all" with the original term. (I chose the symbol "pt" because it is not likely to occur anywhere else in your text. If you chose "py", ADM would stop at the words "happy" and "apy". If you have told it to replace all, you will end up with some strange-looking sentences.) Remember that SmartWriter will only search FORWARD, and that it will not go beyond an end page unless you manually move the cursor. This is also a great way to make those minor corrections you find after proofreading the first draft of a paper. And, you can write a form letter to "ZZ" and then replace every occurrence of "ZZ" with "Mr. Smith", or "Sue Ann." We mentioned once before that searching for "ZZZZ" is a terrific way to scroll quickly to the end of your file... much faster than using the arrows.

To stop a defective tape from spinning endlessly (usually the tape is improperly formatted, and is searching for something that isn't there), just pull the CARTRIDGE reset switch (not computer reset.) If this doesn't work within a couple of seconds, do it again. It will stop the spinning tape. If, however, the tape doesn't move at all, and ADM jumps to word processor, remove the tape and rewind it (gently) before you give up on it.

# FROM MOAUG (Metro Orlando AUG)

ADAM REPAIRS  
A former Coleco employee is now doing repairs on ADAMS at a flat rate of \$50. He does not work on disk drives or moving parts. Contact:  
Phillip Kobowsky  
8 Castillon Court  
Clifton Park, NY 12065  
(518) 371-7482

I strongly suggest you make a note of this.

DIGITAL EXPRESS NEWS  
DEI now has a phone number... though they are requesting that we observe call-in hours for the time being: Mon & Wed, 7-9 PM; Thur 7-8 PM EST.

DEI (304) 465-1341

DEI has just released several software titles, including Chess Champ (64k required), Graphics & Music Ensemble... a collection of melodies with graphics; SEARCHES 01 & 02, for use with the Mr.T-SEARCH program reviewed here last month; another program will be of special interest to those of you considering a color printer to take advantage of PowerPaint graphics: SWIFTPRINT has hit the color graphics printing features for use with the Oximate 20. DEI is also still hard at work on GO-DOS and MEGASYSTEM-XR. New public domain releases include several volumes of print aids, clip art & graphics enhancements for use with PowerPaint; an astrology program; and a collection of patches for dot matrix printers, compiled by Ed Jenkins.

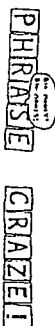
## TELECOMMUNICATIONS

CompuServe subscribers are aware that there is new forum software, with lots of new commands. By now, we're also aware that there is a special forum set up for you to practice using the new software, at NO COST. If you haven't accessed the forum yet, you may be pleasantly surprised to find that it is very well thought-out, and contains a wealth of information on forum use, which you can download or "capture" at NO COST, including very detailed descriptions of options and functions. There is a regular message base manned by sysops, who will answer your questions. I am impressed by the whole concept. Remember, all time spent in the forum is FREE (except for any access charges.) Just type in "GO PRACTICE" at any prompt and see for yourself.

PLINK has made us an offer of a free trial session, to be used at a future meeting. We'll be discussing this further at the June meeting. Our new club ADM is not equipped with a modem, but likely we can come up with a solution.

# FROM MOAUG

(Metro Orlando AUG)



Well, Jack Reedy of Reedy Software has done it again. His new game, Phrase Craze, is a sure winner for Wheel of Fortune fans (and who isn't?) of course you will be asked whether or not you are using a "Phrase Pak". You aren't, of course, and you'll so indicate. You will then be asked to select the number of players. You can play with up to three people. You will then enter the names of the players, and it's on with the show.

The first player will "spin" the wheel, to find out what a correct guess will be worth this round. Actually, in this game, the wheel is more like a roulette wheel; a ball rolls around the perimeter and stops randomly. The principle is the same, though. There are the usual spaces which will cause the player to lose a turn or to go bankrupt; this adds the element of chance that makes the game more exciting, even for players of mismatched abilities... allowing, for example, parents and school-age children to play together. Unless he hits one of these "hazard" spaces, each player continues to spin until he misses a letter or chooses to buy a vowel. He may, of course, choose to solve the puzzle at any time.

The graphics are simple but satisfying. A nice touch is that the letters you may choose are "highlighted" by a difference in font size; when a letter has been chosen, it appears smaller than the other letters. The same applies when you are choosing a vowel; all the consonants appear in the smaller size. The screen is nicely balanced with the puzzle itself, the letter bar, the wheel, score board, and the message area.

The puzzles themselves are not especially difficult, which also adds to the value of the game for family play. There is even a Hall of Fame to record high scores (and it can be cleared when you wish to start over). The manual states that there are several hundred phrases stored on the medium, but someday you will find you have squeezed all of them out (maybe more than once, if you continue to recycle them.) When that happens, you will be able to purchase additional Phrase Paks at a reasonable price (\$7.95 disk, \$9.95 datapack.) There seems to be a trend toward games for which you may purchase additional modules, rather than letting the game collect dust when you have solved it. (Thank goodness!)

\*Mr. Don't Just Say It, Adm. Software... W. Chris St...

Reedy Software  
10085 60th Street, S.E.  
Alto, Michigan 49302

Norman Castro  
809 W. 33rd Ave.  
Bellevue, NE 68005

PHIAUG (continued) Itr by Charlie O. Smith) continued by Coleco. However, the Colecovision game unit always received high praise from the video-gaming industry. A bit of healthy prodding could well motivate Coleco to once again start up production. Once the Colecovision is back, ADAM users will all reap the benefits of the videogaming resurgence. Furthermore, the re-introduced Colecovision could easily prompt a third party producer to once again produce the ADAM. We must again make the ADAM viable in the eyes of third party manufacturers. Also write to COMPUTER SHOPPER 3211 S. Washington Avenue, Titusville, FL 32780 with contributions for an ADAM Column. I understand that Paul Pappas has already begun putting a column together which we can all contribute to. Let's show the computer world what can happen when we flex our collective muscles!

This is from THE SAINT LOUIS AUG, 12967 Weatherfield Dr., St Louis, MO 63146 @ \$20/year. Their last issue was 30 pages long and very good info is available. Their BBS is now operational at 314-773-1531 with ADAM default settings. Thurs - Sun 9 PM - 6 AM. There is also another BBS "THE GATE RBBS" 314-358-2711 free board/up/down loads 9 PM to 9 AM daily.

Drphanware has now extended the warranty on all interfaces and memory expanders to a FULL 3 YEARS! This includes all boards ALREADY in service. Also, if you have been considering converting your Coleco disk drive to one of the new 320K double-sided drives or the 720K 3.5 inch drives, take note. Drphanware is now selling a disk drive conversion KIT. The kit will include the software, system Epprom and full instructions. You must do the work necessary & requires some soldering skill & electronics experience. 320K for \$25 and the 720K for \$35. See PKG #22 for more info.

Syd Carter of TRISYD VIDEO GAMES has updated the software for his MEGACOPY datapack formatting unit. This latest version has some color changes, clears up the block 64 problems, removes the program's copy protection, and is bootable from disk. See PKG #17 for more info.

FREE ISSUE Network ADAM Newsletter for a SASE to ADAMZONE Publishing Company, 17 Capstan Road, West Milford, NJ 07480-4816.

This is from ADAM'S ALIVE, Ekt Software @ \$20/year, 1010 Westluster, Garland, TX 75040 (214) 414-8156. During the last two months (Dec/Jan?) we have received very little mail from you our members. To better help serve all ADAM owners, we need to hear from each of you. Your advice, criticism, program knowledge, as well as any kind of information you have concerning the ADAM will be greatly appreciated.

We at Ekt, are working on a Double Sided Disk Drive Kit. This kit will include an IBM 360K drive, new Epprom, & detailed instructions so you can upgrade your single sided ADAM drive to Double sided. Price for this kit will be around \$100. If you do not wish to try the upgrade yourself, send us your drive plus \$125, & we'll do the work for you. Wait, for announcements in coming issues before placing an order, or sending us your drive.

We are sorry to report, but it is our understanding that EVE Electronics is no longer in business. If any of you have any information concerning EVE, please let us know.

Omaha AUG  
Norman Castro  
809 W. 33rd Ave.  
Bellevue, NE 68005

ADAM'S ALIVE (continued) PowerPAINT capabilities: Making a complete page size drawing is easy because you can construct the top half of the drawing (4 cells) & save it to disk, then construct the lower half of the page (again 4 cells) and save it to disk or tape. To assemble the drawing on paper, the top drawing is loaded into memory & printed out then the bottom half of the drawing is loaded into memory & printed out. My Panasonic KX 10904 II prints the complete page without a detectable separation between the top and bottom halves of the page.

PowerPAINT overcomes another weakness of SmartPAINT, it provides a good selection of drawing text fonts. The 1/2 width font allows the user to really pack a drawing with text. The 1/2 width font is, however, not a really good "letter" type font. It is legible. To explore the new font capabilities, I constructed 2 half page (4 cell) segments into a newsletter format. Using the larger fonts for the "Newsletter" name and the intermediate sized fonts for headlines and the 1/2 sized font for the regular print size the resulting Newsletter has an impressively professional look to it.

The really great thing about using PowerPAINT to construct a newsletter is that you can mix & move text & graphics in memory. PowerPAINT comes with a digitized picture of the 3 stooges. This RLE (Run Length Encoded) picture is one cell in size. I was able to load it into the newsletter that I was constructing to actually have a picture in the newsletter. The print out of a text newsletter with pictures & graphics is what makes up a "Desktop Publisher" software package. Now if Digital Express will just write a software package to allow the use of a "print head scanner" with our dot matrix printers, (Drphanware's "Big John" says a scanner will work with his serial interface, if software is written for the ADAM), we would be able to digitize pictures into memory & store them on tapes and disks, & then use them in newsletters!

PowerPAINT has no features of a normal word processor (insert, move, etc.) but it does allow the user to replace words and letters by simply typing over them. PowerPAINT has several powerful drawing editor functions it allows you to move an off-center picture to the center of a cell. It allows you to move or copy variable sized segments of a cell. This can be very useful if you draw a small sized complex object in the cell & wish to have several of them in the cell.

You simply use the "Get Frame" function to define the size of the "frame" to be moved or copied & then move it using the cursor keys. Once you get it where you want it, you press return, it asks you if the results are satisfactory. If you press the yes Smart Key the change is made. If you press no, the change is erased. There is also a wide variety of print out options contained in PowerPAINT. The print options are similar to "ShowOFF's", but more extensive. The POLYGDNS AND MORE option is even better than SHOWOFF. It's also. It even provides a VCR titling option that allows you to blank out the SmartKey menu labels so they don't show up when you record your ADAM video output on your video tapes to show what is on the tape. Rating, since this is the most capable graphics program ever written for the ADAM it is rated A++.

For all of you who would like to use a 10 or 20MEG Hard Disk on your ADAM, please let us know. It is you the ADAM owner, who will decide if this project will be completed.

Norman R. Castro, 809W 33rd Avenue, Bellevue, NE 68005 (402) 291-4405.

# OMAHA ADAM USERS CLUB NEWSLETTER JUN/JUL 88 PG# 24

Norman R. Castro, Founder

This is your 24th newsletter which I plan on passing out on 7 Jun as part of Package 24. Thanks for your confidence and support. The OAUIC is a local club only with fees of \$20 per 6 issues (PKGS w/programs) received. NOTICE: I will sell to any "Paid Up to Date" local member any six back issues (1 years worth \$20) w/programs (on your media) for \$15.

NOTICE: To the general public and former OAUIC members if you want just this newsletter mailed to you (first class) I will for \$5 per year to US mailing address and \$10 (dollars, US currency), to foreign countries. Also for \$5, on disk I will sell any of our PD PKG programs mailed to you (disk furnished w/programs). If you desire this on a Data Pack the price will be \$8 mailed to you.

NEW: I now have for sale at \$2 per set of game instructions or 10 for \$16 + \$1 B/H for INTELIVISION (over 30 now) and for NINTENDO (over 80) systems. These have been reduced in size to fit comfortably on 8-1/2" x 11" sheets of paper. For FREE samples send TWO first class stamps only.

FREE: One copy of my newsletter for two first class stamps to any interested person. Tell others...

For rest of the year our OAUIC meetings are on 2 Aug, 4 Oct & 6 Dec

This is from GHANUC, ADAM'S HOUSE, Route 2 Box 2756, Pearlman TX, 77581 1-713-482-5040 @ \$15/year with 2 FREE PD volumes of your choice per year. His newsletter is an excellent value. I used POWERPAINT to publish the March ADAM'S HOUSE CATALOG, & reset this page (1) of our Newsletter. As a matter of fact, by itself PP would allow you to produce a top notch newsletter of your own.... I found it very easy to work with POWERPAINT. You can easily select each of the 8 cells (screens) when you have the 256K expander (4 cells with 64K) simply by touching the number key that corresponds to the cell number. There is NO DELAY for the new screen to be displayed! I elected to store each cell in Binary Format (one file, 10K in length) instead of storing the entire picture in one BIG file. In this way I can juggle the picture cells for a different arrangement in the finished picture or catalog page. One nice thing about using POWERPAINT is that what you see is what you get on paper!

One nice thing about POWERPAINT is that there exists many many public domain graphic pictures that can be used by POWERPAINT... But, in reality POWERPAINT lets you create easily whatever you can imagine. Desk Top Publishing can be achieved!

Looking for CARTRIDGES GAMES? Pleasant Valley Video, 8141 Pleasant Valley Road, Camden OH 45311, has an assortment of ADAM game carts. Call them at 513-787-4704. They have a BBB, too: 513-787-3777.

SmartTERM V1.0 is an Advanced Tele Communicator for ADAM. SmartTERM was designed for use with bulletin board systems, as well as for transferring files. Several advantages are found including 40 column screen, file directories, ability to format disks, binary file transfer (to other SmartTERM users). \$24.95 with documentation.

Omaha AUG  
Norman Castro  
809 W. 33rd Ave.  
Bellevue, NE 68005

ghAUG (continued) P-BOOT is new from Walters Software. With P-BOOT you can transfer up to six software programs to datapack, disk, or ramdisk. Then boot P-BOOT & select the one you want to use. Jump very fast between SmartWriter, SmartBASIC V1 or V2, AdamCALC, SmartFILER, SmartLOAD, etc. \$17.95 (thru ADAM'S HOUSE of course).

It is very easy to transfer in AdamCALC a line of column totals to a new spreadsheet, allowing you to continue with new space available. I usually just print the line of totals, then re-enter the balances on the top line left for this purpose. I then continue my entries, repeating the process as necessary until the month ends, or you run out of entries. It only trick is to create your form, fully set up LESS your entries, to serve as a BLANK FORM. Leave the first line for BALANCES FORWARD from the row of totals in your last journal or whatever.

It is possible to create two blank forms, the FIRST allowing you space at the very bottom where you can quickly re-enter from the totals row a few lines above it. Then after saving your completed form, merge it with your SECOND blank form that is a few lines shorter. & won't wipe out your entered totals line. Make your first row of formulas copy these totals to the first line. Make all your entries, & if need be, continue by storing the form and merging again with your short form.

ADAM DISK DRIVE MECHANICS are available in limited supply from ADAM'S HOUSE for only \$29.95 each. These include the sensors, motor drive, read drive head, & attached circuit boards. Easy remedy for many problems. Tested. (NOTICE: add S/H 10% - minimum \$3 on all orders, Norman)

There is growing support for ADAM & COLECOVISION due to Video Games becoming popular again. This support can give us visibility if Coleco throws support to producing the Colecovision. As Club members, you have an opportunity to help yourself by communicating to COLECO that you WANT to see the Colecovision and ADAM with NEW GAME CARTRIDGES being produced again. You see, when we speak up we have a good chance of being heard together.

With the new bank switching technology, the Colecovision could easily run cartridges that contain 128K or more (just like the Atari XE System does)! Virtually all of those marvelous games found on the Nintendo system & many of those which run on the Sega system could be run on the Colecovision and ADAM. What can Coleco owners do to turn this sad situation around?

The first thing is to let Coleco Industries, 999 Quaker Lane South, West Hartford, CT 06110 know how we feel about their decision not to release the Colecovision. A major letter writing campaign to Coleco urging them to reconsider is a MUST first step. Second, we must show Coleco Industries that we stand behind our Coleco systems. If you belong to an ADAM user's group, get your members involved in the letter writing campaign en masse!

Why should we Coleco users try to re-introduce the Colecovision more so than the ADAM? The answer is rather blunt: Coleco lost millions of dollars on their ADAM due to the many initial problems & resulting high failure rates. The problems were corrected in later ADAMs, but the public image of their computer system was already beyond repair, & the ADAM (despite being a superbly designed & very user friendly machine) was dis-

Omaha AUG  
Norman Castro  
809 W. 33rd Ave.  
Bellevue, NE 68005

Omaha AUG  
Norman Castro  
809 W. 33rd Ave.  
Bellevue, NE 68005



## PUBLISHED BY ADAMS HOUSE

ADAM NEWSLETTERS  
IN REVIEW  
by Terry R Fowler

3

We continue our ADAM Newsletter review this month with feedback from members concerning our prior reporting. We now have received confirmation that SYNTAX (from the 1st Canadian AUG) has stopped publication. "The number of members is no longer large enough to support a newsletter of this kind." Further feedback has produced a fair warning concerning ADAMLAND: "BE CAREFUL." See the two letters on ADAMLAND in this issue's COMMUNICATIONS CORNER.

Last month we looked at Bimonthly ADAM Newsletters. HIGHLIGHTS (2226 Patterson Ave., So., Joplin, MO 64804-6322) is a new bimonthly newsletter from AUG #1986, Ami Dillinger, editor. Highlights began publishing in June, and the July/August issue followed. The September/October issue was delayed due to many problems: The AUG #1986 group voted to close down the group and go with the Apple Clone, stores hit the area and caused electrical problems, and a huge debt was the result of trying to grow too fast. However, Ami Dillinger will keep the newsletter going (without stocking Adam parts), working with the members. Orders will be filled or money refunded out of Ami's pocket! He asks that you be patient, however. Subscriptions are \$15.00 per year (U.S. & Canada), \$40 for Overseas. First Class Mail. The first issue was 21 pages, the second, 30 pages, and the third issue is 40 pages. Printing is standard letter quality pages. The newsletter is well done with a variety of subjects and news pulled from many sources. Reviews and reprinting of articles from newsletters have been good. The use of artwork makes the appearance of this newsletter very nice.

The MONTHLY ADAM Newsletters available include: GHAUG NEWS, INLAND EMPHIRE NEWS, METRO ORLANDO NEWS, MID NEWS, NIBBLES & BITS, and PUGET SOUND ADAM NEWSLETTER. All are fine publications with a different focus or objective.

Inland Empire AUG (15405, P.O. Box 2210, Rialto, CA 92376) has undergone recent reorganization, and some information may be invalid with regard to their newsletter. Wendy L. Ball - Secretary/Editor. In November 1986 a subscription was imposed for locals (\$15) and non-locals (\$18.00). The July and August issues (last received) were very well done, containing informative news on products, CP/M FOR THE ADAM, Reviews, letters, and some reprints from other News or Ad Flyers they receive. Each newsletter ran 18 to 20 normal typed pages (including reproductions, etc.). Additionally, they maintain a public domain library of 22 volumes at \$5 per disk and datapack (when DP provided), and a CP/M library is also maintained (no information).

Metro Orlando AUG News (1803 Oak Lane, Apopka, FL 32703) is edited by Patricia Herrington. Membership dues are \$12.00 per year, plus a one-time initiation fee of \$3.00. Issues are generally 12 pages in length, mostly double column, reduced size print. Featured are reports on products, tips, programs, reviews, and reprints and summation of articles from other newsletters. A public domain library does exist with 17 or so volumes, with more being added. Disks - \$3.50 and Datapacks - \$.00 each. BONUS programs are distributed at meetings on your media. This is a fine publication issued on time each month.

MID (Northern Illinois AUG, P.O. Box 1317, Lisle, IL 60532) publishes 10 issues yearly of which two (Dec/Jan and July/Aug) issues are combined issues. Each of the ten issues is 20 pages in length, yearly subscription: \$18.00 (U.S. 3rd Class), \$24.00 (U.S. 1st Class & Canada), \$3 ea. Editor - Lyle Marschand. MID has published 33 quality newsletters providing members with hardware, and many valuable contributions from members. Workshop articles cover the use of SmartBASIC, SmartPILOT, AdamCAD, Telecommunications, CP/M, and SmartLOGO. MID's Wayne Hotel pioneered much of what is known about printing HI-RES Graphics on a dot matrix printer, as well as how to get around some problem areas encountered when printing using the Panasonic KX series printer.

Additionally, MID maintains a healthy public domain library of over 70 volumes (\$5 per disk, \$7 per datapack). And a product listing (Buying Service) is provided for members which reflects under retail pricing generally. Included is commercial software, cartridge software, and much of the available hardware for ADAM. MID has added the Sega game system and cartridges also to their fine product list, and they also have helpful books, manuals, and ADAM supplies. A first-rate organization that now maintains a retail outlet as well, Computixdom in Lisle, Illinois.

Nibbles & Bits (by Digital Express, P.O. Box 37, Oak Hill, WV 25901) is edited by Solomon Swift and has now published 15 issues. Subscription are: \$22.00 U.S., \$35.00 Canada, and \$40.00 foreign; 6 months for \$12 U.S. or \$16 foreign; \$3.50 each, all first class mail. Devoted primarily to software development, N & B has consistently published 32 pages of impressive programming and information. In like manner, N&B has released 12 commercial titles in addition to some 400K of public domain software. They are quite clearly the innovative leader for useful, high quality software for ADAM. Without saying, this has given every ADAM user interested in a better understanding of ADAM a clearer picture since this publication is directed to the novice hacker.

In each issue are programs and features: News, Tidbits, Hacker's Delight, Reviews, AUG Information, a Bulletin Board, and commercial software products and miscellaneous supplies are listed. Prices are discounted to N&B subscribers. Also, a public domain library contains programs for SmartBASIC V1 in 5 volumes, SmartPAINT files in 8 volumes, and various other volumes. Datapack or disk - \$5.95 each. This is a very fine publication which promises an education in computing, and which has very definitely brought out the best out ADAM's have to offer.

Puget Sound Adam Newsletter (22607 SE 322, Kent, Washington 98042) is available for \$5 per year. Barbara Duncan or Valerie Zimmerman, editors. 33 issues have been published thus far. Generally 3 pages in length, Newsletter provides double column, reduced size print of news and developments in

the world of ADAM. Featured are original articles as well as reprints of other newsletter articles of interest. On occasion, ads (from flyers) have been reprinted. Reviews and many times the first reports of new hardware or software have been reported. Some programs have been listed in reprint. A public domain library is maintained with 18 or more volumes categorized into areas of use or type. Disks are \$5 each, or \$3 on your DP.

And finally, our own GHAUG NEWS (either P.O. Box 800801, Houston, TX 77280-0801, or Rt. 2, Box 2756, Pearland, TX 77581) is published 10 months of each calendar year, with two Library Media issued during the remaining two months, each containing a News portion. New rates for 1988 are \$15.00 per calendar year. Each newsletter contains 16 pages, and each datapack is issued FULL and disks are equal (being double sided). Editor - Terry R Fowler. Issues from prior calendar years are available for the cost of the current dues. Available are the years 1985, 1986, and 1987 and include any media issued from the club library, as well. Only 1985 does not include two media issues. Standard content, as you know, includes: Reviews, Gaming, Modem to Modem, Technical Corner, Vendor Reports, CP/M.2 and ADAM, Beginning with ADAM, ADAM's Software Family, ADAM's Commercial Software, Communications Corner, Tips, and Program Lists. Special articles are presented such as BASIC PROGRAMMING: GRAPHICS. And our seventy five volumes of public domain software is categorized into areas of need or type, with an INDEX given free with each order to provide easy locating of programs. Costs of each disk - \$3.00, datapack - \$5.00, but discounts are provided for larger orders allowing disks to be purchased for as little as \$1.65, and \$3.00 on datapack. Hardware and software specials provide members discounted prices on the latest products. GHAUG strives to provide a quality newsletter and programming to further the overall education and enlightenment of its membership. At the end of each year (at renewal time) we carefully listen to and read comments from our membership in order to determine the needs of our Club and in the direction our newsletter will take in the coming year. In the coming year, a new column will provide useful information



## VENDOR REPORT

## PUBLISHED BY ADAMS HOUSE

PAMASONIC 1080L PRINTERS are down in price. Two sources reveal \$188 and \$229 price tags. In HOUSTON: try the COMPUTER POST (four locations, (713) 681-4141 or 870-0511) for \$229.00. BTE COMPUTERS 114644 North Cave Creek, #6, Phoenix, AZ 85022 (502) 867-8967, sells mail order for \$188 plus \$5 shipping.

ORPHEANWARE (P.O. Box 324, Canal Fulton, OH 44614) is selling 3000/1200 baud, Hayes

COMPATIBLE EXTERNAL MODEMS for ADM- (NATIVE) 1200 - \$169.95 including an RS232 interface to attach it to ADM. A \$25 trade in allowance is also given for your ADM LINK modem. It includes CP/M 2.2 software, a configured version of HEX, and requires that you are able to use CP/M 2.2.

Orphanware also has their \$256K MEMORY EXPANDER ready at the price of \$165 with RAMTEST. If you have the Orphanware Printer Interface, it should be returned for slight modification, too. The mod and addresser are \$17.50 additional. They have the 80

Column Video Unit for \$205 complete. Power Supply cover for only \$9.95. The 64K Expander is likely to be scarce soon, but they are still have a stock priced for \$42, or \$34.95 in kit form. Printer interfaces are now \$29.95. Call them - (216) 882-4720.

Note: Orphanware no longer repairs Disk Drives for ADM. Orphanware will sell 10 or more of the same item at a healthy discount. Send your check to Terry Fowler if you desire to put together a discount order. Discounts will be passed along in the form of refunds.

DIGITAL EXPRESS (P.O. Box 37, Oak Hill, WV 25041) has produced another good software package, TURBODISK 1.0 is a collection of four programs that enhance SMARTDISK with many useful functions. Included is random disk, TURBOCOPY, and EZKEYS (a public domain program). A review is contained herein. Price - \$24.95 or \$19.95, NAB members.

Digital Express also introduced POWER, a utility using Coleco-like graphics for designing your own font sets: 8 font sets including 'script', 'roman', 'copy', & 'bold', shows you how to use font sets in high or low resolution graphics; plus three font shape tables for use in HGR or HGR2 mode. Price - \$16.95 or \$12.95 for NAB members.

BOS (EBRONIS) which are missing from those surplus ADM computer boards can be purchased from ROGER KISH (1175 Whispering Pines Dr., Scotts Valley, CA 95066). Boards purchased from American Design Components (1800) 524-0809. Typically have three chips, U20, U21, and U22, missing. The board costs \$9.95. Roger can supply U20 for \$7, and U21 and U22 for \$8 each. Note: Boards may also be missing U8 which is not used in the later ADMs. In the early ADMs U8, U20, U21, and U22 were all 2164. Now U20 is a 27128 and U21 and U22 are 21256. If you PURCHASE FROM JMECO, the boards may also be missing U6 and U4 (68701's). Jameco sells the 68701 for \$9.95. It is a microprocessor that contains an on-board EPROM which would have to be programmed for use in the ADM!

ADM USER GROUP #1986 (2226 Patterson, Joplin, MO 64804-6322), as mentioned last month, has purchased a catalog of parts purchased for ADM. The catalog is free by writing them. The merchandise listing includes 98 items, including Orphanware items listed above at higher cost, and DISK DRIVES (item #10 Disk Drive W/Power supply in Box - \$249.95; item #11 Repaired Disk Drive W/Power Supply - \$180.00). The disk drives are gone, however, and a waiting list of 500 has developed all too suddenly. All Dillinger says that they are bidding for a large supply of repaired units, but so far only a small fraction have been obtained and sold for a reported price of \$160 plus \$10 shipping. AMI also indicated they will be receiving both single and double-sided disk drives in the near future. The next issue of their Newsletter/Catalog will be issued in July and include pictures of the New Adam Disk Drive with all information necessary for purchase and shipping. Sounds good, and the Newsletter wasn't bad. "High Lights" is available free, however any contribution to help cover printing and postage is welcomed.

## EXPANDED MEMORY

by Patricia J. Herrington

The 64K card is a memory expander for ADM which allows more RAM (Random Access Memory). It was originally produced by Colco as an add-on. When installed, it effectively doubles usable memory. What does this mean for you? Well... that depends on what you use your ADM for. Here are some advantages:

- (1) When you use SmartWriter, the 64K card increases your workspace, allowing you to write, store, and get longer files.
- (2) When downloading messages with your modem, you needn't close and open files as often. If you are using an information service such as CompuServe, this saves on those on-line charges.
- (3) When using ADMcalc, you can use the 64K as a print buffer, according to the instructions in your manual. This means you can print out one spreadsheet at the same time as you're working on another!

(4) Now that the public domain interpreter, SMARTBASIC 2.0, is readily available with its special extended memory mode (EXTMEM), you can write longer BASIC programs. You have over 90K of workspace.

(5) In CP/M, the 64K card is accessible as another drive (drive H). Using CP/M is one of the single strongest reasons people have bought 64K cards. A portion of that extra memory is actually set aside to act as though it were a separate, physical drive. But since whatever you load from it is really already in memory, it's loaded in a flash. You don't have to wait for the tape to spin, and it's actually faster than a disk drive! Which brings us to...

(6) If you don't have a disk drive (or even if you do), a 64K card gives you speed you can't possibly get from tape, whenever you can use it as a separate drive. Now you can use your 64K card from SMARTBASIC 1.0 (the version that came with your ADM) as an extra drive (d7). There are now two commercial packages available that allow this... something that was unheard of just last year. Walker's Software produces RAMDISK and DIGITAL EXPRESS has just recently come out with TurboDISK.

(7) New applications continue to crop up. For instance, Backup 3.0 (a superlative copy utility by PHSG Software) uses the expanded memory as a copy buffer. That means it can load 102K at a time, which, in turn, means you don't have to keep swapping media.

## OVER THE PHONE LINES

by David E. Carmichael

Hello Fellow ADMites. What I will be trying to do here is to help bring ADM users together through the use of COMPUTER TELECOMMUNICATIONS. You may ask what is COMPUTER TELECOMMUNICATIONS, right? Well it is the use of your computer to contact another computer user. Thanks to work a few years back there are a few standards set up that allow owners of different brands of computers to talk to each other.

One of the standards that was devised is called: American Standard Code for Information Interchange, "ASCII" for short. This is a set of codes that consists of numbers ranging from 0 to 127. And, each number represents an alpha-numeric character, punctuation mark, or control code. With these codes your ADM may now talk to other computers via a hardware device called a MODEM. Here on how these devices work later.

I know that some of you that have read the above are saying to yourself that you already know this. But the best place to start learning is with the elementary information.

For you advanced users of telecommunications I would like to suggest that you give the national system known as AMERICAN PEOPLE LINK a try (1-800-524-0100)! I make this suggestion for a number of reasons. Two of these are this system's low on-line non-prime time rates and the way this system bills. This is the only national system that, to my knowledge, you do not need to give out personal banking numbers to (such as charge card or checking account) in order to be able to use it. You have the option of cash prepayment!

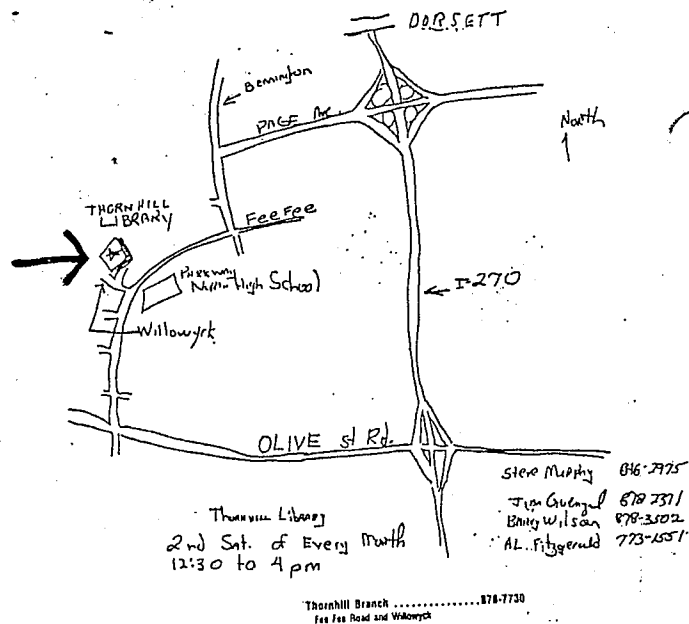
If you run a local BBS please send me your phone number along with a log-on ID that I could use; due to the high costs of long distance calls, an ID would save me time. Also let me know the times your system is operational. I will then be able to try out your system and do a write up later.

The world of COMPUTER TELECOMMUNICATIONS is a little slow right now. This is, in part, due to the fact that users of these systems seem to have lost the art of speaking their minds on topics and just use these services as a way to get FREE software. So when you do LOG-ON to your local or national BBS system, PLEASE take the time to start a topic or to reply to a topic that is being discussed. These topics need not be just computer based. One of my local BBS's hottest topics is the APPLE EASY conflicts. You never know what will come up.

So, till next time HAPPY COMPUTING!

ST.L.AUG MEETING DATES  
2nd Saturday of each month  
12:30 - 4:00. THORNHILL LIBRARY

Aug 13 1988  
Sept 10 1988  
Oct 8 1988  
Nov 12 1988  
Dec 10 1988




St Louis ADAM USER'S Group  
Meeting Place + time

IMPORTANT !! PLEASE TRY & BRING THE FOLLOWING TO THE MEETING:

1. BLANK Media (disk or tape) so that new PD programs can be copied for you.
2. Software to demonstrate for other members.
3. HARDWARE SO WE CAN GET AT LEAST 2 ADAM SETUPS RUNNING. More would be helpful.



12967 Weatherfield  
St. Louis Mo. 63146



TO:

Germany (AUG of)  
RICKI GERLACK  
CMR BOX 757  
APO New York 09175

FIRST CLASS MAIL